



Cameron County Adolescent Health

A baby is born to a teen mom in Cameron County every

18 hours

Disparities >>

Factors such as access to health care, information, and economic opportunity can lead to disparities in teen birth rates.

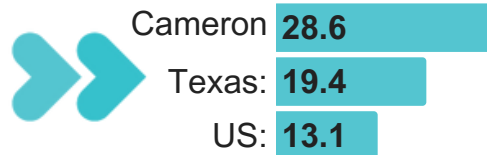
Teen Birth Rate

	Cameron	Texas
Hispanic	27.8	27.9
Black	-	20.3
White	47.7	10.5
Asian	-	1.4

In 2023, 90% of teen births in Cameron County were to Hispanic teens.

CAMERON COUNTY TEEN BIRTHS, 2023

Teen Birth Rate per 1,000



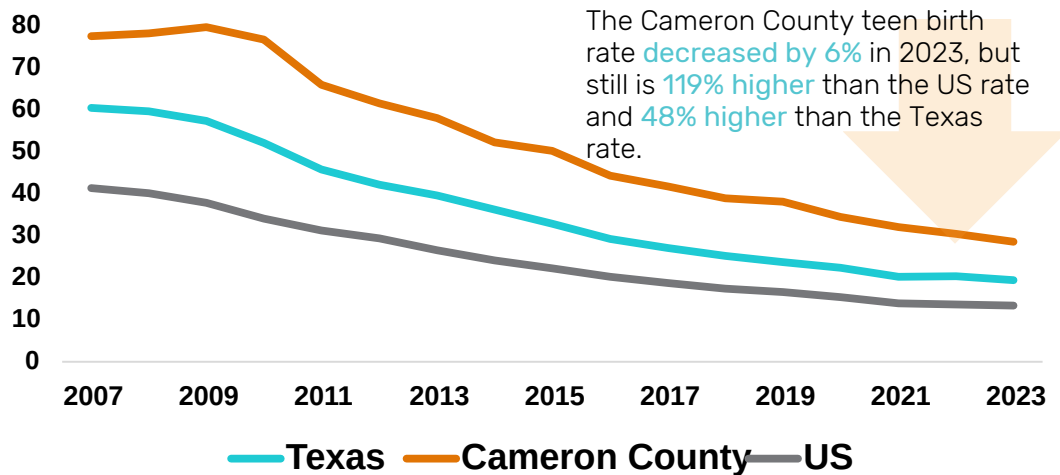
Teen Birth Count

Births to 10-14 year olds:	<10
Births to 15-17 year olds:	162
Births to 18-19 year olds:	331

20% of teen births in Cameron County are repeat teen births.

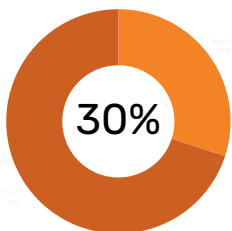
Total Teen Births (15-19) in 2023: 493

Teen Birth Rate per 1,000 Teens Aged 15-19

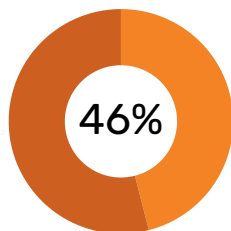


Non-Health Social Factors

Structural issues such as poverty and lack of access to health care can contribute to teen pregnancy rates.



of Cameron County children live in poverty



of young adults (age 19-26) in Cameron County don't have health insurance.

Sexually Transmitted Infections

Though teen birth rates have declined in recent years, STIs are increasing among Texas youth. Some increase may be due to better screening, but data suggests actual rates are on the rise. A majority of new STI cases in Texas occur in youth aged 15-24.

2022 Reported County STI Cases

	Count of new youth cases, 2022	Change from 2019	% of county cases occurring in youth
Chlamydia	1,638	11%	71%
Gonorrhea	123	35%	32%
Syphilis	86	115%	32%
HIV	9	-10%	15%

>> STI counts are shown for youth aged 15-24. HIV diagnoses are for youth aged 13 - 24.