



# Collin County Adolescent Health

A baby is born to a teen mom in Collin County every

**32 hours**

## Disparities >>

Factors such as access to health care, information, and economic opportunity can lead to disparities in teen birth rates.

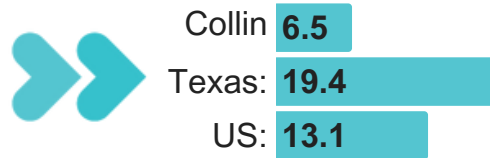
### Teen Birth Rate

	Collin	Texas
Hispanic	18.6	27.9
Black	10	20.3
White	2.7	10.5
Asian	-	1.4

In 2022, the birth rate for Hispanic teens was 4.6 times higher than white teens. This gap increased to 6.9 times higher in 2023.

## COLLIN COUNTY TEEN BIRTHS, 2023

### Teen Birth Rate per 1,000



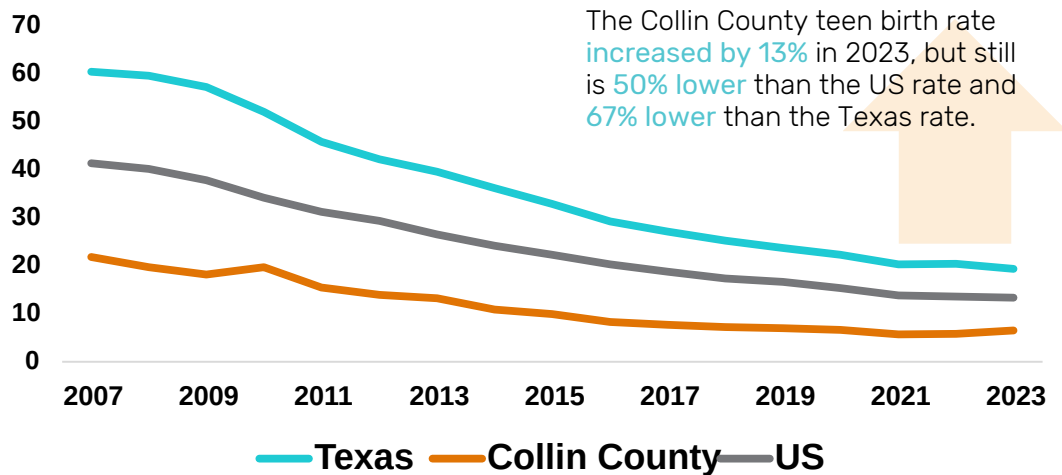
### Teen Birth Count

Births to 10-14 year olds:	<10
Births to 15-17 year olds:	75
Births to 18-19 year olds:	200

**16%** of teen births in Collin County are repeat teen births.

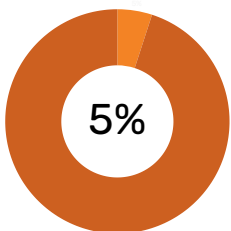
**Total Teen Births (15-19) in 2023: 275**

### Teen Birth Rate per 1,000 Teens Aged 15-19

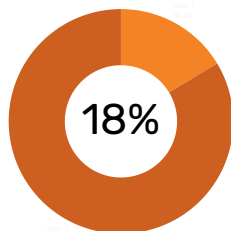


## Non-Health Social Factors

Structural issues such as poverty and lack of access to health care can contribute to teen pregnancy rates.



of Collin County children live in poverty



of young adults (age 19-26) in Collin County don't have health insurance.

## Sexually Transmitted Infections

Though teen birth rates have declined in recent years, STIs are increasing among Texas youth. Some increase may be due to better screening, but data suggests actual rates are on the rise. A majority of new STI cases in Texas occur in youth aged 15-24.

### 2022 Reported County STI Cases

	Count of new youth cases, 2022	Change from 2019	% of county cases occurring in youth
Chlamydia	1,670	4%	59%
Gonorrhea	312	46%	29%
Syphilis	69	38%	20%
HIV	19	0%	18%