



healthy futures OF TEXAS

Advancing informed sexual health decisions

El Paso County Adolescent Health

A baby is born to a teen mom in El Paso County every

12 hours

Disparities >>

Factors such as access to health care, information, and economic opportunity can lead to disparities in teen birth rates.

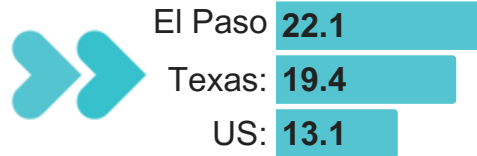
Teen Birth Rate

	El Paso	Texas
Hispanic	24.1	27.9
Black	16.6	20.3
White	13.5	10.5
Asian	-	1.4

In 2022, the birth rate for Hispanic teens was 1.2 times higher than white teens. This gap increased to 1.8 times higher in 2023.

EL PASO COUNTY TEEN BIRTHS, 2023

Teen Birth Rate per 1,000



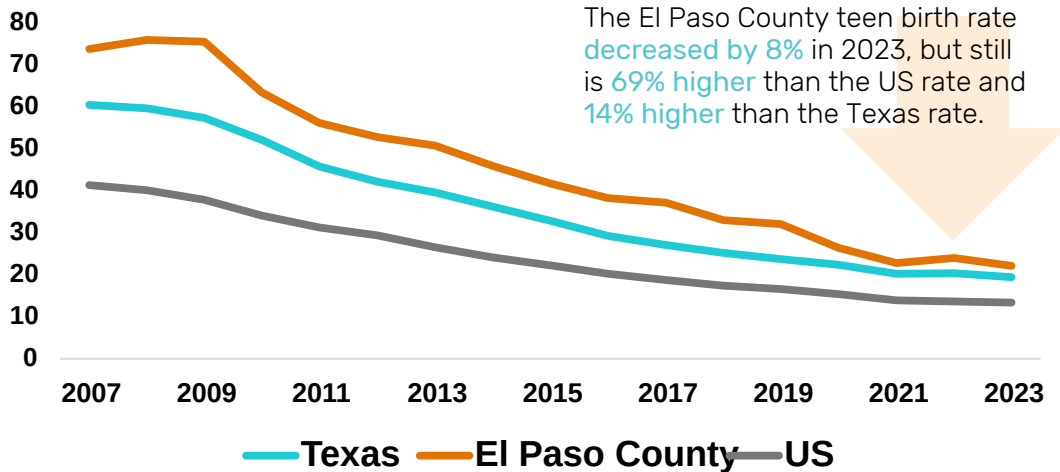
Teen Birth Count

Births to 10-14 year olds:	<10
Births to 15-17 year olds:	214
Births to 18-19 year olds:	493

14% of teen births in El Paso County are repeat teen births.

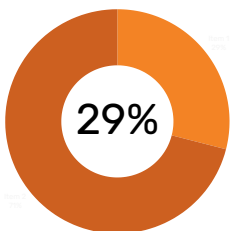
Total Teen Births (15-19) in 2023: 707

Teen Birth Rate per 1,000 Teens Aged 15-19

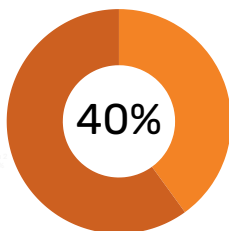


Non-Health Social Factors

Structural issues such as poverty and lack of access to health care can contribute to teen pregnancy rates.



of El Paso County children live in poverty



of young adults (age 19-26) in El Paso County don't have health insurance.

Sexually Transmitted Infections

Though teen birth rates have declined in recent years, STIs are increasing among Texas youth. Some increase may be due to better screening, but data suggests actual rates are on the rise. A majority of new STI cases in Texas occur in youth aged 15-24.

2022 Reported County STI Cases

	Count of new youth cases, 2022	Change from 2019	% of county cases occurring in youth
Chlamydia	3,097	40%	61%
Gonorrhea	446	82%	33%
Syphilis	196	128%	28%
HIV	33	10%	25%

>> STI counts are shown for youth aged 15-24. HIV diagnoses are for youth aged 13 - 24.