



Grayson County Adolescent Health

A baby is born to a teen mom in Grayson County every

4 days

Disparities >>

Factors such as access to health care, information, and economic opportunity can lead to disparities in teen birth rates.

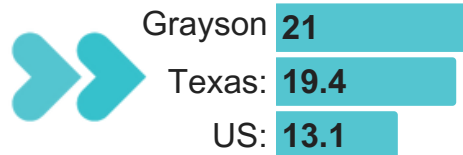
Teen Birth Rate

	Grayson	Texas
Hispanic	18.5	27.9
Black	42.1	20.3
White	21.5	10.5
Asian	-	1.4

In 2022, the birth rate for Hispanic teens was 110% higher than the rate for white teens. In 2023, the birth rate for hispanic teens was 14% lower than the rate for white teens.

GRAYSON COUNTY TEEN BIRTHS, 2023

Teen Birth Rate per 1,000



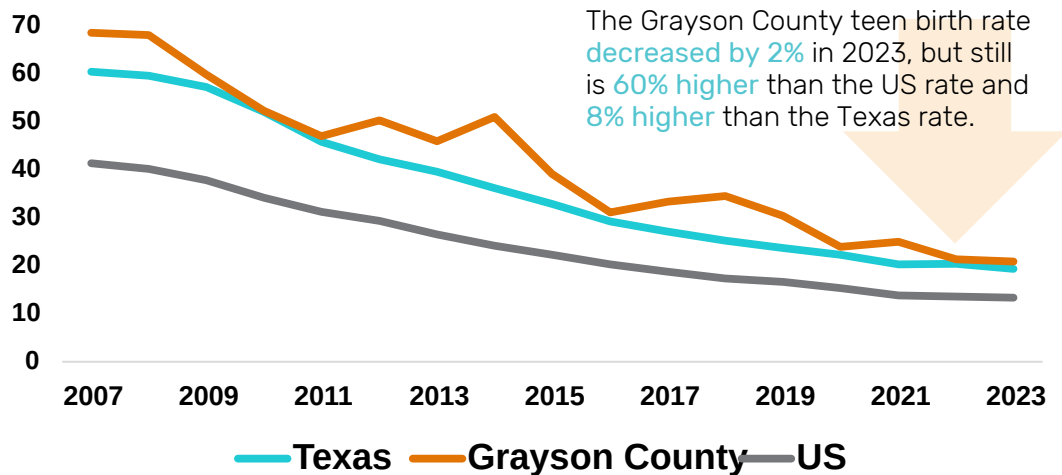
Teen Birth Count

Births to 10-14 year olds:	<10
Births to 15-17 year olds:	24
Births to 18-19 year olds:	77

13% of teen births in Grayson County are repeat teen births.

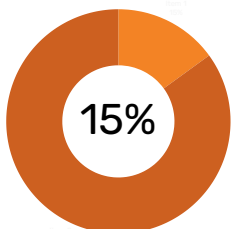
Total Teen Births (15-19) in 2023: 101

Teen Birth Rate per 1,000 Teens Aged 15-19

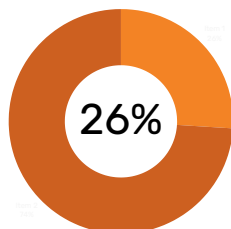


Non-Health Social Factors

Structural issues such as poverty and lack of access to health care can contribute to teen pregnancy rates.



of Grayson County children live in poverty



of young adults (age 19-26) in Grayson County don't have health insurance.

Sexually Transmitted Infections

Though teen birth rates have declined in recent years, STIs are increasing among Texas youth. Some increase may be due to better screening, but data suggests actual rates are on the rise. A majority of new STI cases in Texas occur in youth aged 15-24.

2022 Reported County STI Cases

	Count of new youth cases, 2022	Change from 2019	% of county cases occurring in youth
Chlamydia	288	-1%	62%
Gonorrhea	44	-4%	25%
Syphilis	19	375%	18%
HIV	-	- Data suppressed -	-