



healthy futures OF TEXAS

Advancing informed sexual health decisions

Gregg County Adolescent Health

A baby is born to a teen mom in Gregg County every

4 days

Disparities >>

Factors such as access to health care, information, and economic opportunity can lead to disparities in teen birth rates.

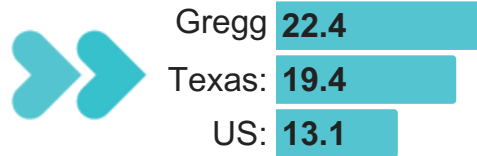
Teen Birth Rate

	Gregg	Texas
Hispanic	25.9	27.9
Black	25.7	20.3
White	20.6	10.5
Asian	-	1.4

In 2022, the birth rate for Hispanic teens was 1.6 times higher than white teens. This gap decreased to 1.3 times higher in 2023.

GREGG COUNTY TEEN BIRTHS, 2023

Teen Birth Rate per 1,000



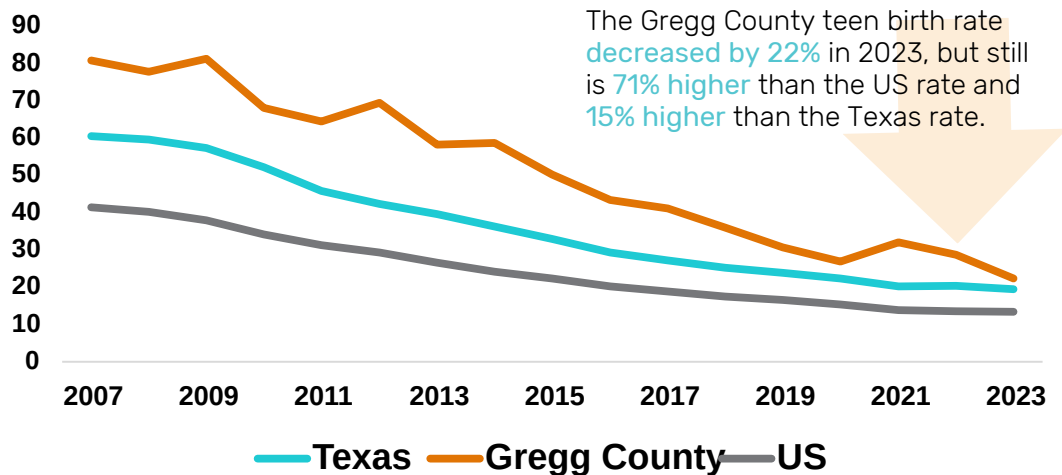
Teen Birth Count

Births to 10-14 year olds:	<10
Births to 15-17 year olds:	24
Births to 18-19 year olds:	76

15% of teen births in Gregg County are repeat teen births.

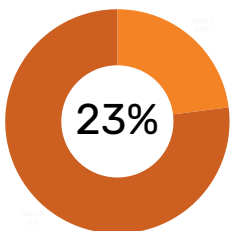
Total Teen Births (15-19) in 2023: 100

Teen Birth Rate per 1,000 Teens Aged 15-19

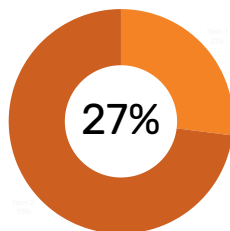


Non-Health Social Factors

Structural issues such as poverty and lack of access to health care can contribute to teen pregnancy rates.



of Gregg County children live in poverty



of young adults (age 19-26) in Gregg County don't have health insurance.

Sexually Transmitted Infections

Though teen birth rates have declined in recent years, STIs are increasing among Texas youth. Some increase may be due to better screening, but data suggests actual rates are on the rise. A majority of new STI cases in Texas occur in youth aged 15-24.

2022 Reported County STI Cases

	Count of new youth cases, 2022	Change from 2019	% of county cases occurring in youth
Chlamydia	568	49%	66%
Gonorrhea	112	75%	36%
Syphilis	38	533%	30%
HIV	7	-	27%

>> STI counts are shown for youth aged 15-24. HIV diagnoses are for youth aged 13 - 24.