



# Hidalgo County Adolescent Health

A baby is born to a teen mom in Hidalgo County every

**8 hours**

## Disparities >>

Factors such as access to health care, information, and economic opportunity can lead to disparities in teen birth rates.

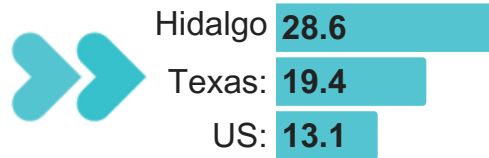
### Teen Birth Rate

	Hidalgo	Texas
Hispanic	30.4	27.9
Black	-	20.3
White	-	10.5
Asian	-	1.4

In 2023, 99% of teen births in Hidalgo County were to Hispanic teens.

## HIDALGO COUNTY TEEN BIRTHS, 2023

### Teen Birth Rate per 1,000



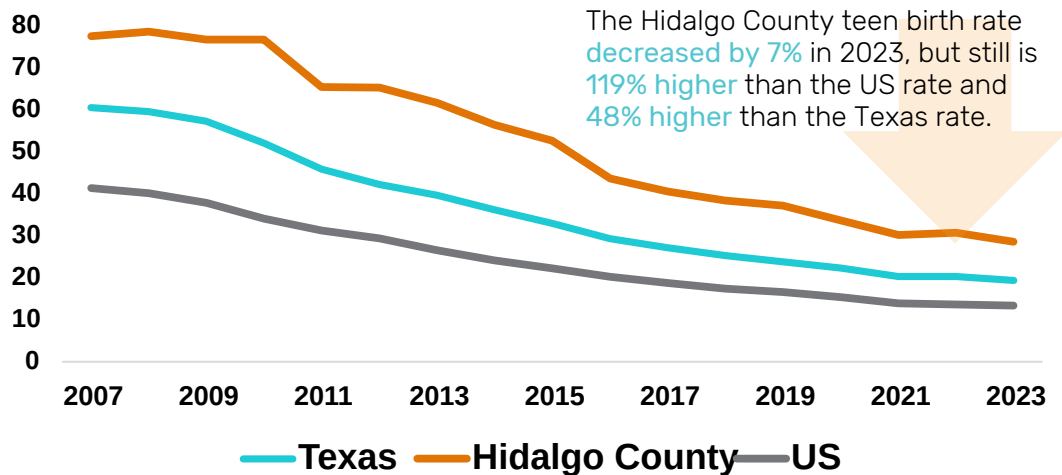
### Teen Birth Count

Births to 10-14 year olds:	13
Births to 15-17 year olds:	339
Births to 18-19 year olds:	766

**22%** of teen births in Hidalgo County are repeat teen births.

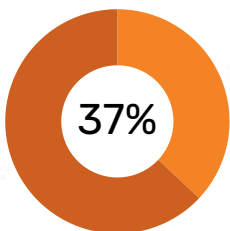
**Total Teen Births (10-19) in 2023: 1,118**

### Teen Birth Rate per 1,000 Teens Aged 15-19

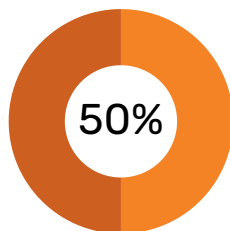


## Non-Health Social Factors

Structural issues such as poverty and lack of access to health care can contribute to teen pregnancy rates.



37% of Hidalgo County children live in poverty



50% of young adults (age 19-26) in Hidalgo County don't have health insurance.

## Sexually Transmitted Infections

Though teen birth rates have declined in recent years, STIs are increasing among Texas youth. Some increase may be due to better screening, but data suggests actual rates are on the rise. A majority of new STI cases in Texas occur in youth aged 15-24.

### 2022 Reported County STI Cases

	Count of new youth cases, 2022	Change from 2019	% of county cases occurring in youth
Chlamydia	2,338	14%	60%
Gonorrhea	285	42%	34%
Syphilis	142	39%	29%
HIV	28	65%	26%

>> STI counts are shown for youth aged 15-24. HIV diagnoses are for youth aged 13 - 24.