



Lubbock County Adolescent Health

A baby is born to a teen mom in Lubbock County every

35 hours

Disparities >>

Factors such as access to health care, information, and economic opportunity can lead to disparities in teen birth rates.

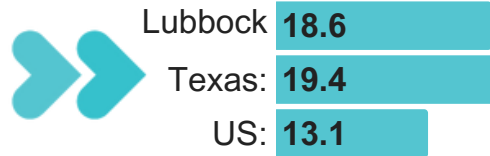
Teen Birth Rate

| | Lubbock | Texas |
|----------|---------|-------|
| Hispanic | 31.7 | 27.9 |
| Black | 35.5 | 20.3 |
| White | 6.2 | 10.5 |
| Asian | - | 1.4 |

In 2022, the birth rate for Hispanic teens was 3.5 times higher than white teens. This gap increased to 5.2 times higher in 2023.

LUBBOCK COUNTY TEEN BIRTHS, 2023

Teen Birth Rate per 1,000



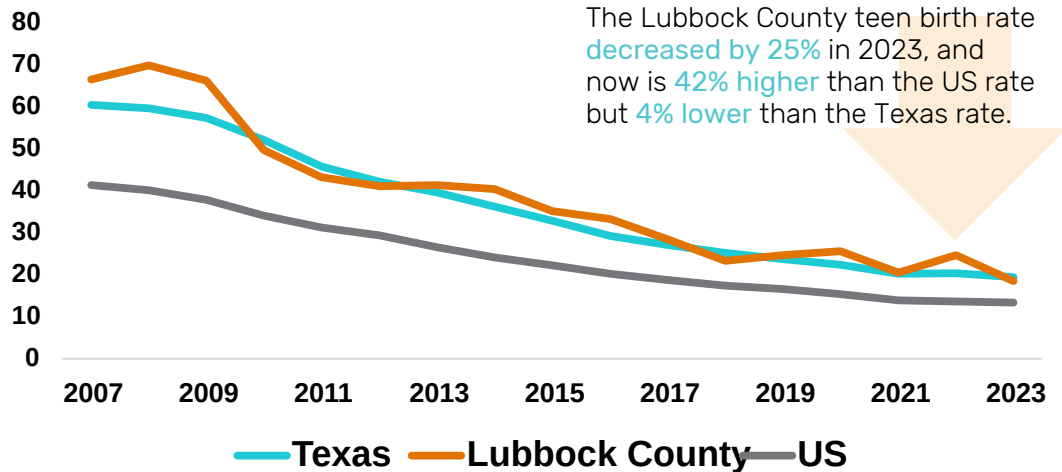
Teen Birth Count

| | |
|----------------------------|-----|
| Births to 10-14 year olds: | <10 |
| Births to 15-17 year olds: | 65 |
| Births to 18-19 year olds: | 185 |

17% of teen births in Lubbock County are repeat teen births.

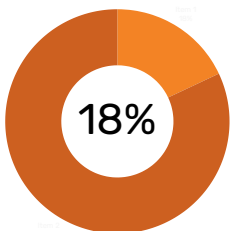
Total Teen Births (15-19) in 2023: 250

Teen Birth Rate per 1,000 Teens Aged 15-19

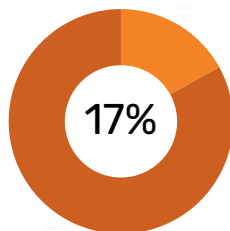


Non-Health Social Factors

Structural issues such as poverty and lack of access to health care can contribute to teen pregnancy rates.



of Lubbock County children live in poverty



of young adults (age 19-26) in Lubbock County don't have health insurance.

Sexually Transmitted Infections

Though teen birth rates have declined in recent years, STIs are increasing among Texas youth. Some increase may be due to better screening, but data suggests actual rates are on the rise. A majority of new STI cases in Texas occur in youth aged 15-24.

2022 Reported County STI Cases

| | Count of new youth cases, 2022 | Change from 2019 | % of county cases occurring in youth |
|-----------|--------------------------------|------------------|--------------------------------------|
| Chlamydia | 1,724 | 8% | 65% |
| Gonorrhea | 321 | 0% | 32% |
| Syphilis | 118 | 307% | 18% |
| HIV | 12 | 33% | 27% |

>> STI counts are shown for youth aged 15-24. HIV diagnoses are for youth aged 13 - 24.