



Texas Adolescent Health

A baby is born to a teen mom in Texas once every

25 minutes

Disparities >>

Factors such as access to health care, information, and economic opportunity can lead to disparities in teen birth rates.

Teen Birth Rate

	Texas
Hispanic	27.9
Black	20.3
White	10.5
Asian	1.4

In 2022, the birth rate for Hispanic teens was 2.6 times higher than white teens. This gap increased to 2.7 times higher in 2023.

TEXAS TEEN BIRTHS, 2023

Teen Birth Rate per 1,000



Texas: **19.4**

US: **13.1**

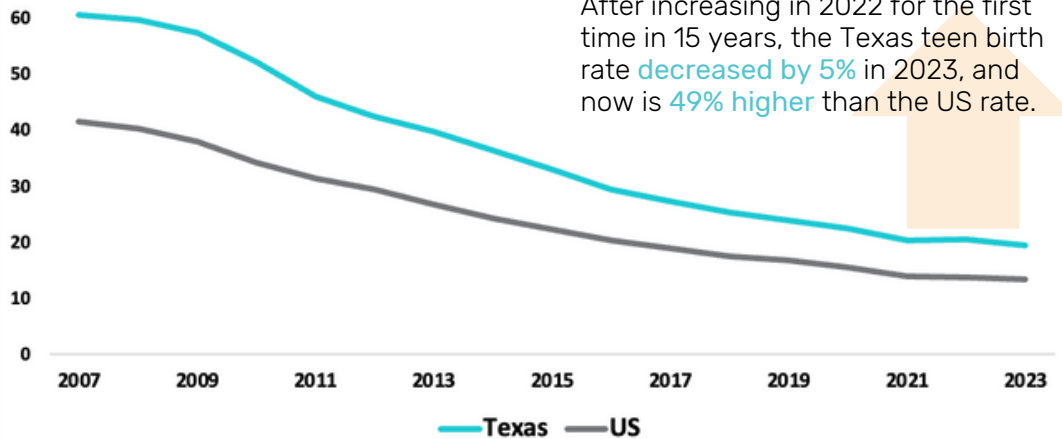
16% of teen births in Texas are repeat teen births.

Teen Birth Count

Births to 10-14 year olds:	284
Births to 15-17 year olds:	5,721
Births to 18-19 year olds:	15,135

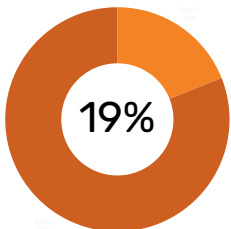
Total Teen Births (10-19) in 2023: 21,140

Teen Birth Rate per 1,000 Teens Aged 15-19

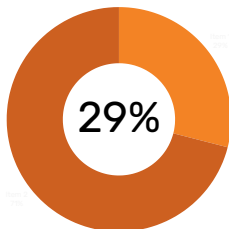


Non-Health Social Factors

Structural issues such as poverty and lack of access to health care can contribute to teen pregnancy rates.



19%
of Texas children live in poverty



29%
of young adults (age 19-26) in Texas don't have health insurance.

Sexually Transmitted Infections

Though teen birth rates have declined in recent years, STIs are increasing among Texas youth. Some increase may be due to better screening, but data suggests actual rates are on the rise. A majority of new STI cases in Texas occur in youth aged 15-24.

2022 Reported County STI Cases

	Count of new youth cases, 2022	Change from 2019	% of county cases occurring in youth
Chlamydia	91,534	13%	59%
Gonorrhea	28,052	32%	45%
Syphilis	5,256	82%	20%
HIV	1,002	-3%	20%