

Brazos County Adolescent Health

A baby is born to a teen mom in Brazos County every

3 days

Disparities »

Factors such as access to health care, information, and economic opportunity can lead to disparities in teen birth rates.

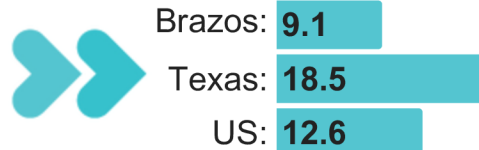
Teen Birth Rate

	Brazos	Texas
Hispanic	18.3	27.9
Black	24.9	20.3
White	2.7	10.5
Asian	--	1.4

In 2023, the birth rate for Hispanic teens was 3.8 times higher than white teens. This gap increased to 6.7 times higher in 2024.

BRAZOS COUNTY TEEN BIRTHS, 2024

Teen Birth Rate per 1,000



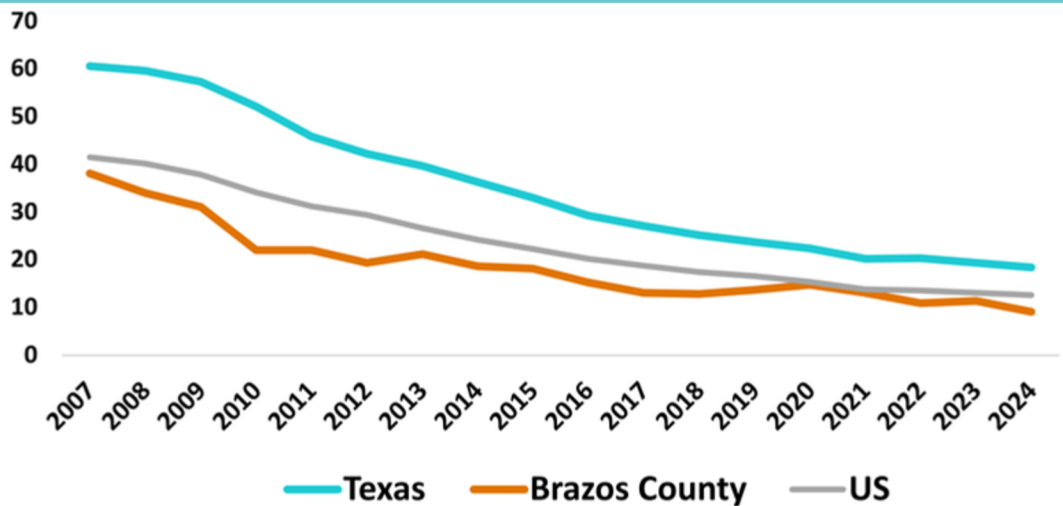
15% of teen births in Brazos County are repeat teen births.

Teen Birth Count

Births to 10-14 year olds:	<10
Births to 15-17 year olds:	40
Births to 18-19 year olds:	87

Total Teen Births (15-19) in 2024: 127

Teen Birth Rate per 1,000 Teens Aged 15-19



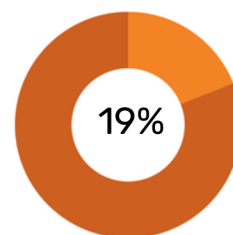
About teen birth in Brazos County

Brazos County is one of just nine large Texas counties with a teen birth rate lower than the national average. The teen birth rate in Brazos County **declined by 20%** in 2024, and now is 28% lower than the US rate and 51% lower than the Texas rate.

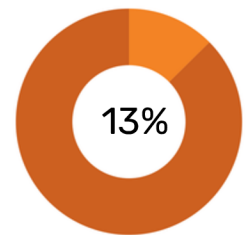
However, Brazos County has some of the **largest teen birth disparities** in the state. The Hispanic teen birth rate is 7 times higher than the birth rate for white teens, and the birth rate for black teens is 9 times higher.

Non-Health Social Factors

Structural issues such as poverty and lack of access to health care can contribute to teen pregnancy rates.



of Brazos County children live in poverty.



of young adults (age 19-26) in Brazos County don't have health insurance.


Health Care Access

In Brazos County there are **16 HTW providers** and **5 FPP providers**.

Healthy Texas Women (HTW) and the Family Planning Program (FPP) are state-funded programs that provide access to birth control, screening and treatment for STIs, screening for breast and cervical cancer, and other preventive health care for low income residents.

There are almost 3,000 HTW providers and more than 200 FPP providers in Texas. To learn more about program eligibility or to find a provider, scan the QR code or visit www.healthytexaswomen.org

Healthy Texas Women & Family Planning Program



SCAN HERE

Sexually Transmitted Infections

Though teen birth rates have declined in recent years, STIs are increasing among Texas youth. Some increase may be due to better screening, but data suggests actual rates are on the rise. A majority of new STI cases in Texas occur in youth aged 15-24. STI rates may not be accurate if people in a certain county are not able to access medical care to be screened for STIs.

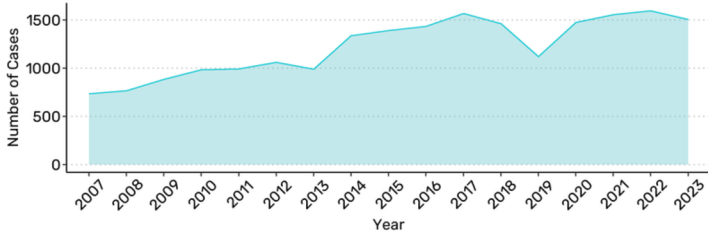
68%

of chlamydia cases in Brazos County occur among youth

Chlamydia

Count of cases in youth: 1,030
Count of cases, all ages: 1,504
Percent increase among youth, 2019 - 2023: 25%

Chlamydia Cases in Brazos County, TX (2007-2023)



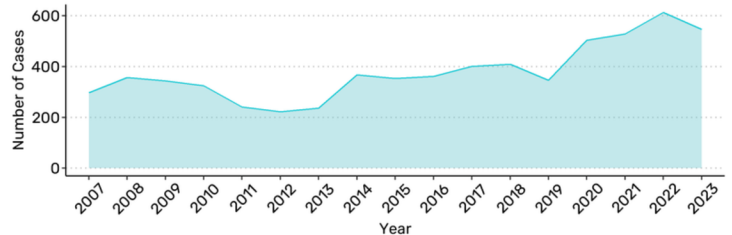
61%

of gonorrhea cases in Brazos County occur among youth

Gonorrhea

Count of cases in youth: 331
Count of cases, all ages: 546
Percent increase among youth, 2019 - 2023: 165%

Gonorrhea Cases in Brazos County, TX (2007-2023)



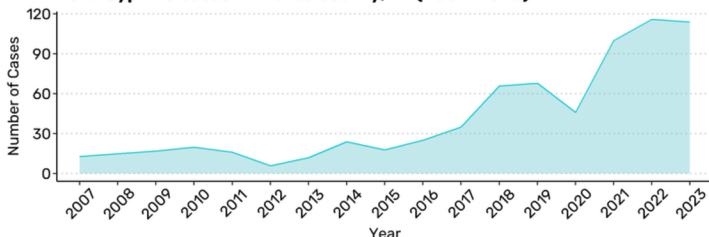
26%

of syphilis cases in Brazos County occur among youth

Syphilis

Count of cases in youth: 30
Count of cases, all ages: 114
Percent increase among youth, 2019 - 2023: 30%

Total Syphilis Cases in Brazos County, TX (2007-2023)



33%

of HIV cases in Brazos County occur among youth

HIV

Count of cases in youth: 8
Count of cases, all ages: 24
Percent increase among youth, 2019 - 2023: --

HIV Cases in Brazos County, TX (2007-2023)

