

Cameron County Adolescent Health

A baby is born to a teen mom in Cameron County every

19 hours

Disparities »

Factors such as access to health care, information, and economic opportunity can lead to disparities in teen birth rates.

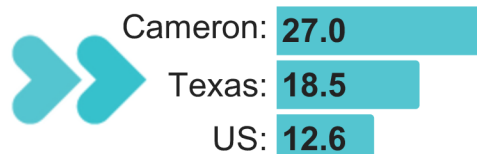
Teen Birth Rate

	Cameron	Texas
Hispanic	26.7	27.9
Black	--	20.3
White	36.9	10.5
Asian	--	1.4

In Cameron County, the teen birth rate among hispanic girls is 27% lower than white girls.

CAMERON COUNTY TEEN BIRTHS, 2024

Teen Birth Rate per 1,000



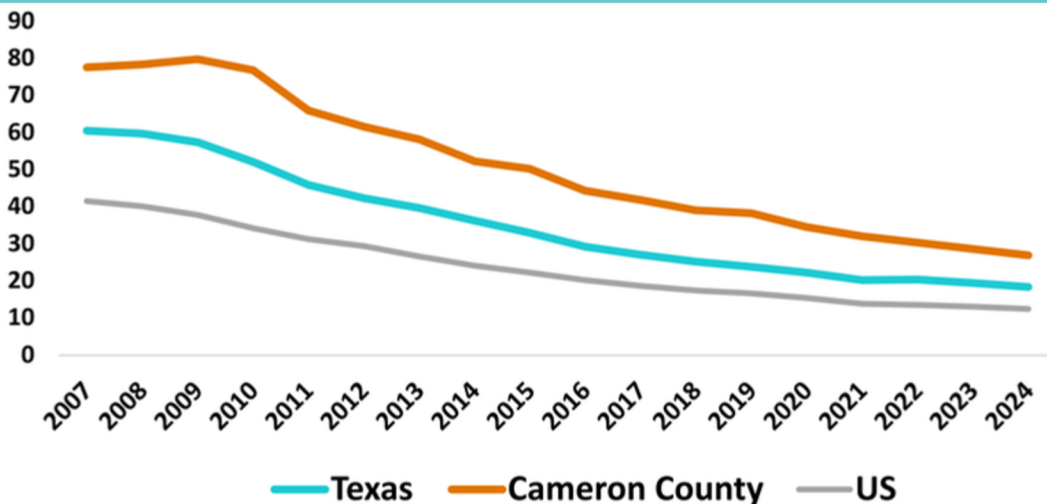
17% of teen births in Cameron County are repeat teen births.

Teen Birth Count

Births to 10-14 year olds:	<10
Births to 15-17 year olds:	149
Births to 18-19 year olds:	315

Total Teen Births (15-19) in 2024: 464

Teen Birth Rate per 1,000 Teens Aged 15-19



About teen birth in Cameron County

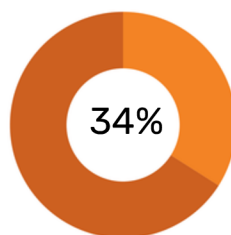
With high poverty rates and low insurance coverage, Cameron County has a **higher teen birth rate than all but 15 other counties** in the nation with a population above 100,000.

Though 91% of teen births in Cameron County are to Hispanic teens, it is the only county in Texas in which the Hispanic teen birth rate is lower than the birth rate for white teens.

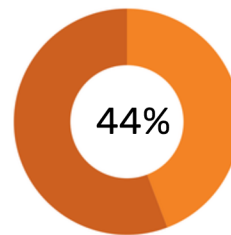
The Cameron County teen birth rate **decreased by 6%** in 2024, and now is 46% higher than the Texas rate and 115% higher than the US rate.

Non-Health Social Factors

Structural issues such as poverty and lack of access to health care can contribute to teen pregnancy rates.



of Cameron County children live in poverty.



of young adults (age 19-26) in Cameron County don't have health insurance.

Health Care Access

In Cameron County there are **55 HTW providers** and **6 FPP providers**.

Healthy Texas Women (HTW) and the Family Planning Program (FPP) are state-funded programs that provide access to birth control, screening and treatment for STIs, screening for breast and cervical cancer, and other preventive health care for low income residents.

There are almost 3,000 HTW providers and more than 200 FPP providers in Texas. To learn more about program eligibility or to find a provider, scan the QR code or visit www.healthytexaswomen.org

Healthy Texas Women & Family Planning Program



Sexually Transmitted Infections

Though teen birth rates have declined in recent years, STIs are increasing among Texas youth. Some increase may be due to better screening, but data suggests actual rates are on the rise. A majority of new STI cases in Texas occur in youth aged 15-24. STI rates may not be accurate if people in a certain county are not able to access medical care to be screened for STIs.

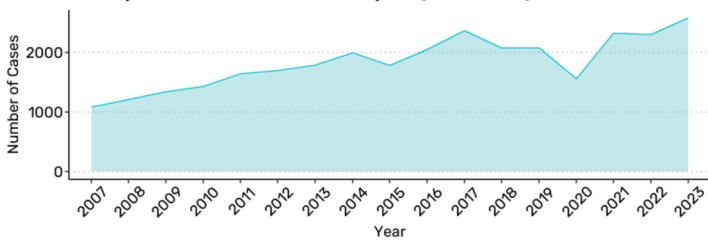
71%

of chlamydia cases in Cameron County occur among youth

Chlamydia

Count of cases in youth: 1,830
Count of cases, all ages: 2,580
Percent increase among youth, 2019 - 2023: 24%

Chlamydia Cases in Cameron County, TX (2007-2023)



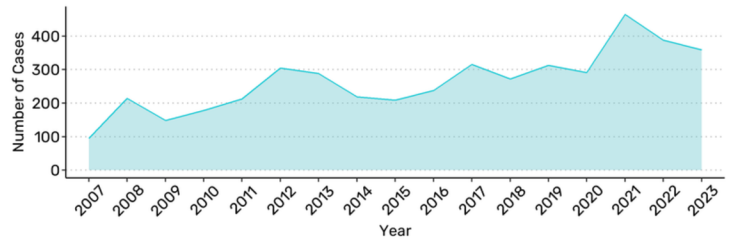
56%

of gonorrhea cases in Cameron County occur among youth

Gonorrhea

Count of cases in youth: 200
Count of cases, all ages: 359
Percent increase among youth, 2019 - 2023: 120%

Gonorrhea Cases in Cameron County, TX (2007-2023)



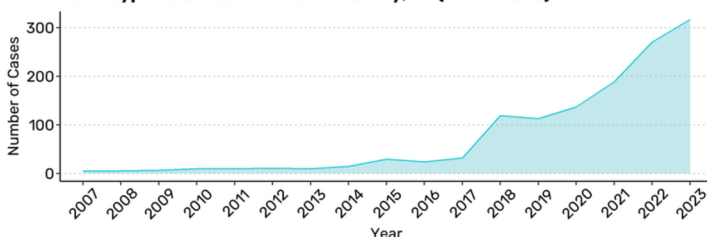
35%

of syphilis cases in Cameron County occur among youth

Syphilis

Count of cases in youth: 111
Count of cases, all ages: 317
Percent increase among youth, 2019 - 2023: 178%

Total Syphilis Cases in Cameron County, TX (2007-2023)



37%

of HIV cases in Cameron County occur among youth

HIV

Count of cases in youth: 23
Count of cases, all ages: 63
Percent increase among youth, 2019 - 2023: 130%

HIV Cases in Cameron County, TX (2007-2023)

