

Collin County Adolescent Health

A baby is born to a teen mom in Collin County every

32 hours

Disparities »

Factors such as access to health care, information, and economic opportunity can lead to disparities in teen birth rates.

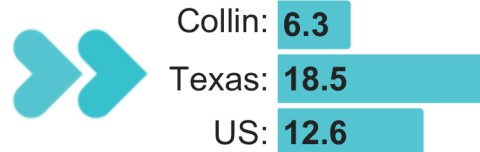
Teen Birth Rate

	Collin	Texas
Hispanic	18.8	27.9
Black	7.3	20.3
White	3.0	10.5
Asian	--	1.4

In 2023, the birth rate for Hispanic teens was 6.9 times higher than white teens. This gap decreased to 6.3 times higher in 2024.

COLLIN COUNTY TEEN BIRTHS, 2024

Teen Birth Rate per 1,000



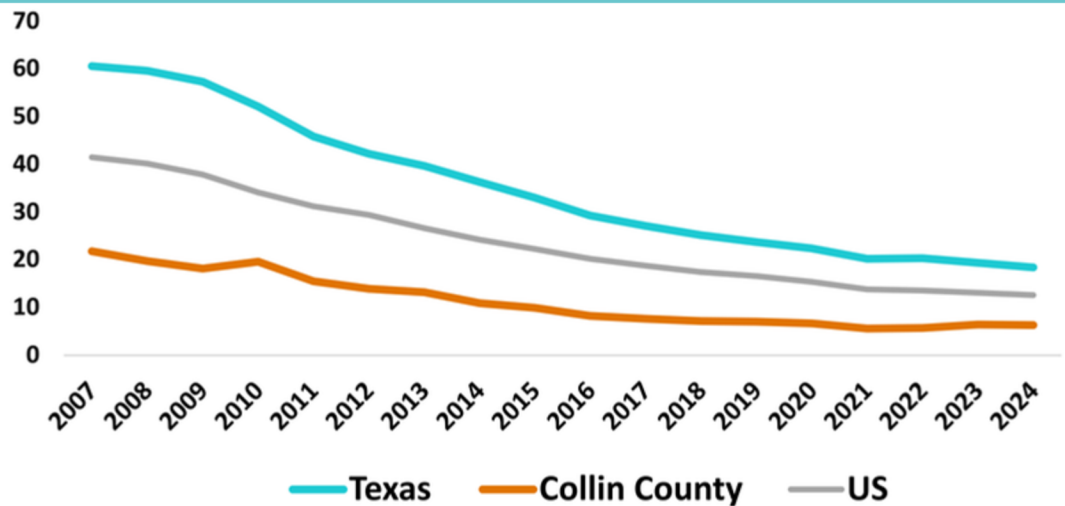
15% of teen births in Collin County are repeat teen births.

Teen Birth Count

Births to 10-14 year olds:	<10
Births to 15-17 year olds:	67
Births to 18-19 year olds:	205

Total Teen Births (15-19) in 2024: 272

Teen Birth Rate per 1,000 Teens Aged 15-19



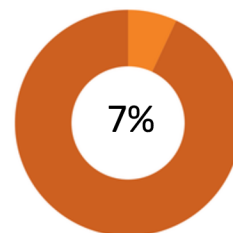
About teen birth in Collin County

Collin County is the second wealthiest county in Texas, with low rates of child poverty and high rates of health care coverage. Among Texas counties with a population of at least 100,000, Collin County has the **second lowest teen birth rate**. However, disparities are high. The teen birth rate for Hispanic teens is 6 times that of white teens, while the teen birth rate for black teens is nearly two and a half times as high.

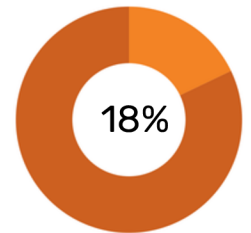
The Collin County teen birth rate decreased by 3% in 2024, and now is 66% below the Texas rate and 50% below the US rate.

Non-Health Social Factors

Structural issues such as poverty and lack of access to health care can contribute to teen pregnancy rates.



of Collin County children live in poverty.



of young adults (age 19-26) in Collin County don't have health insurance.


Health Care Access

In Collin County there are **46 HTW providers** and **1 FPP provider**.

Healthy Texas Women (HTW) and the Family Planning Program (FPP) are state-funded programs that provide access to birth control, screening and treatment for STIs, screening for breast and cervical cancer, and other preventive health care for low income residents.

There are almost 3,000 HTW providers and more than 200 FPP providers in Texas. To learn more about program eligibility or to find a provider, scan the QR code or visit www.healthytexaswomen.org

Healthy Texas Women & Family Planning Program



SCAN HERE

Sexually Transmitted Infections

Though teen birth rates have declined in recent years, STIs are increasing among Texas youth. Some increase may be due to better screening, but data suggests actual rates are on the rise. A majority of new STI cases in Texas occur in youth aged 15-24. STI rates may not be accurate if people in a certain county are not able to access medical care to be screened for STIs.

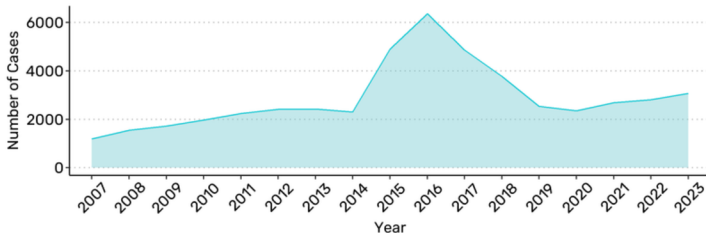
56%

of chlamydia cases in Collin County occur among youth

Chlamydia

Count of cases in youth: 1,723
Count of cases, all ages: 3,070
Percent increase among youth, 2019 - 2023: 7%

Chlamydia Cases in Collin County, TX (2007-2023)



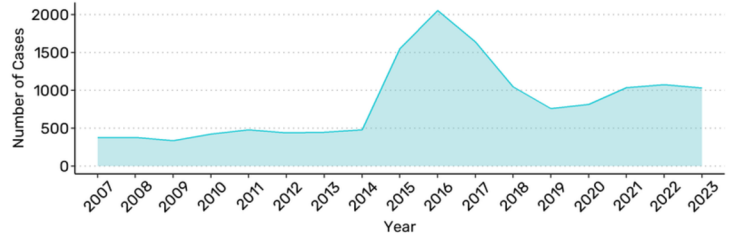
39%

of gonorrhea cases in Collin County occur among youth

Gonorrhea

Count of cases in youth: 399
Count of cases, all ages: 1,032
Percent increase among youth, 2019 - 2023: 86%

Gonorrhea Cases in Collin County, TX (2007-2023)



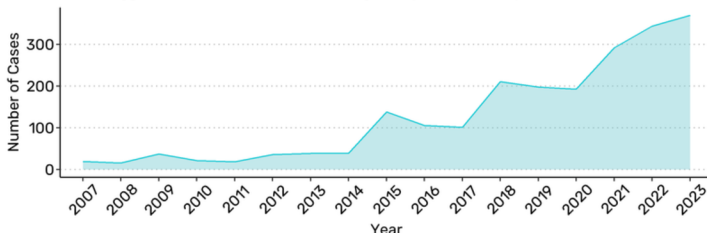
24%

of syphilis cases in Collin County occur among youth

Syphilis

Count of cases in youth: 90
Count of cases, all ages: 370
Percent increase among youth, 2019 - 2023: 80%

Total Syphilis Cases in Collin County, TX (2007-2023)



28%

of HIV cases in Collin County occur among youth

HIV

Count of cases in youth: 30
Count of cases, all ages: 106
Percent increase among youth, 2019 - 2023: 58%

HIV Cases in Collin County, TX (2007-2023)

