

Dallas County Adolescent Health

A baby is born to a teen mom in Dallas County every

4 hours

Disparities »

Factors such as access to health care, information, and economic opportunity can lead to disparities in teen birth rates.

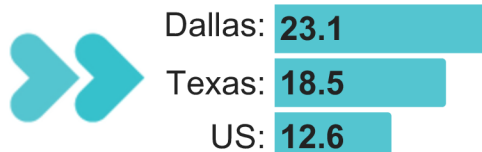
Teen Birth Rate

	Dallas	Texas
Hispanic	32.6	27.9
Black	20.6	20.3
White	7.1	10.5
Asian	3.1	1.4

In 2023, the birth rate for Hispanic teens was 5.1 times higher than white teens. This gap decreased to 4.6 times higher in 2024.

DALLAS COUNTY TEEN BIRTHS, 2024

Teen Birth Rate per 1,000



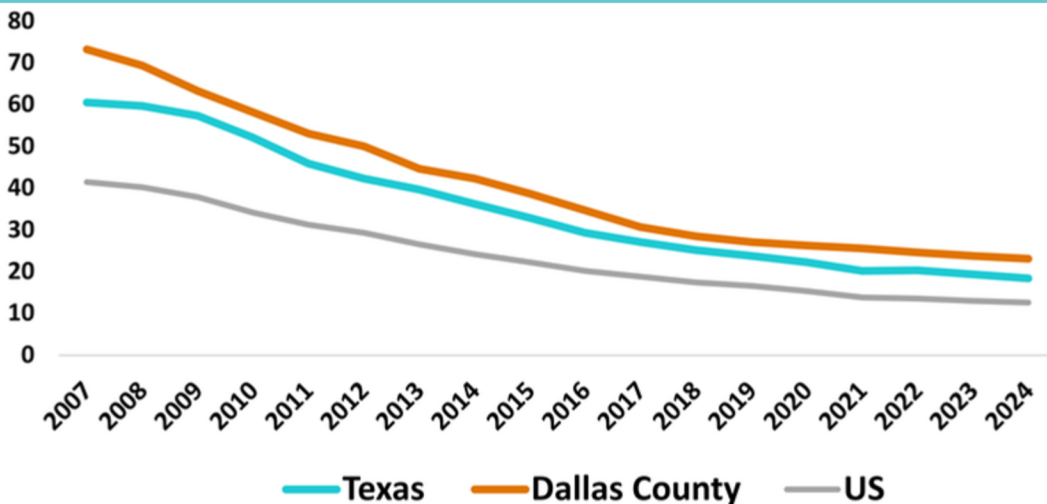
16% of teen births in Dallas County are repeat teen births.

Teen Birth Count

Births to 10-14 year olds:	30
Births to 15-17 year olds:	617
Births to 18-19 year olds:	1,485

Total Teen Births (10-19) in 2024: 2,132

Teen Birth Rate per 1,000 Teens Aged 15-19



About teen birth in Dallas County

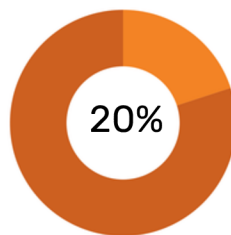
With high rates of child poverty and low insurance coverage, Dallas County has **the highest overall teen birth rate** of any of the 50 US counties with a total population of at least one million.

Additionally, Dallas County has the **third highest count of teen births in the nation**, behind only Harris County (Houston) and Los Angeles County, and higher than the count of 27 states, including Colorado and Oregon.

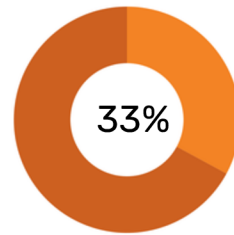
The teen birth rate in Dallas **decreased by 3%** between 2023 - 2024, but still is 25% higher than the Texas rate and nearly twice as high as the US rate.

Non-Health Social Factors

Structural issues such as poverty and lack of access to health care can contribute to teen pregnancy rates.



of Dallas County children live in poverty.



of young adults (age 19-26) in Dallas County don't have health insurance.

Health Care Access

In Dallas County there are **217 HTW providers** and **12 FPP providers**.

Healthy Texas Women (HTW) and the Family Planning Program (FPP) are state-funded programs that provide access to birth control, screening and treatment for STIs, screening for breast and cervical cancer, and other preventive health care for low income residents.

There are almost 3,000 HTW providers and more than 200 FPP providers in Texas. To learn more about program eligibility or to find a provider, scan the QR code or visit www.healthytexaswomen.org

Healthy Texas Women & Family Planning Program



Sexually Transmitted Infections

Though teen birth rates have declined in recent years, STIs are increasing among Texas youth. Some increase may be due to better screening, but data suggests actual rates are on the rise. A majority of new STI cases in Texas occur in youth aged 15-24. STI rates may not be accurate if people in a certain county are not able to access medical care to be screened for STIs.

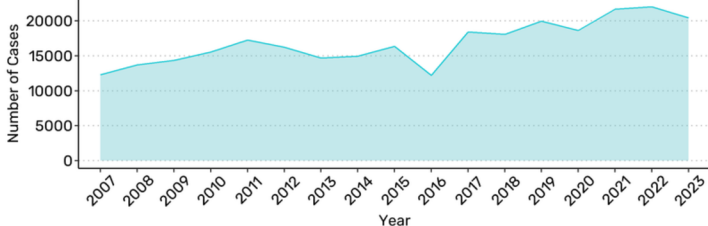
50%

of chlamydia cases in Dallas County occur among youth

Chlamydia

Count of cases in youth: 10,230
Count of cases, all ages: 20,405
Percent increase among youth, 2019 - 2023: -11%

Chlamydia Cases in Dallas County, TX (2007-2023)



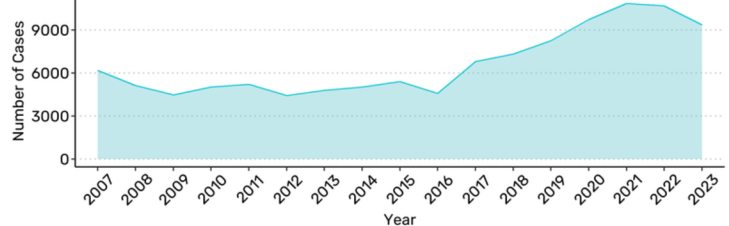
36%

of gonorrhea cases in Dallas County occur among youth

Gonorrhea

Count of cases in youth: 3,398
Count of cases, all ages: 9,362
Percent increase among youth, 2019 - 2023: 56%

Gonorrhea Cases in Dallas County, TX (2007-2023)



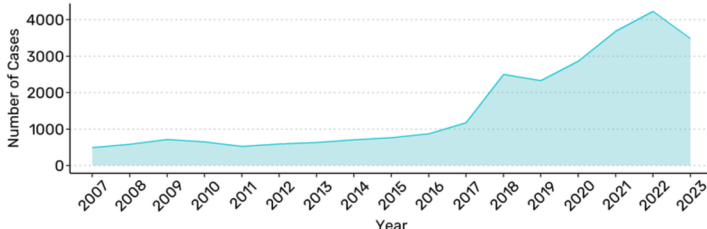
17%

of syphilis cases in Dallas County occur among youth

Syphilis

Count of cases in youth: 580
Count of cases, all ages: 3,483
Percent increase among youth, 2019 - 2023: 16%

Total Syphilis Cases in Dallas County, TX (2007-2023)



19%

of HIV cases in Dallas County occur among youth

HIV

Count of cases in youth: 159
Count of cases, all ages: 831
Percent increase among youth, 2019 - 2023: 13%

HIV Cases in Dallas County, TX (2007-2023)

