

Denton County Adolescent Health

A baby is born to a teen mom in Denton County every

32 hours

Disparities »

Factors such as access to health care, information, and economic opportunity can lead to disparities in teen birth rates.

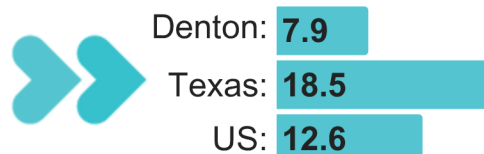
Teen Birth Rate

	Denton	Texas
Hispanic	17.1	27.9
Black	9.9	20.3
White	3.3	10.5
Asian	--	1.4

In 2023, the birth rate for Hispanic teens was 4.5 times higher than white teens. This gap increased to 5.1 times higher in 2024.

DENTON COUNTY TEEN BIRTHS, 2024

Teen Birth Rate per 1,000



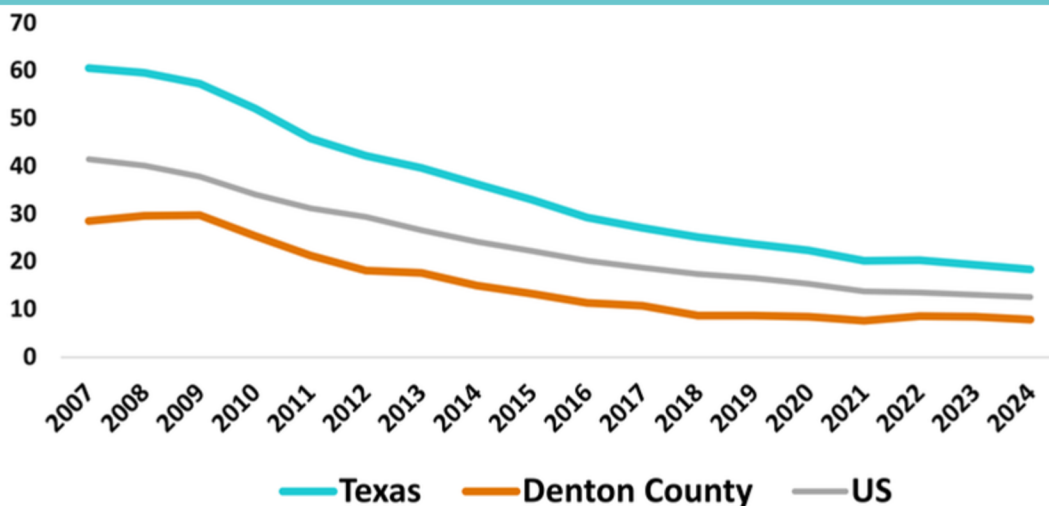
10% of teen births in Denton County are repeat teen births.

Teen Birth Count

Births to 10-14 year olds:	<10
Births to 15-17 year olds:	71
Births to 18-19 year olds:	199

Total Teen Births (15-19) in 2024: 270

Teen Birth Rate per 1,000 Teens Aged 15-19



About teen birth in Denton County

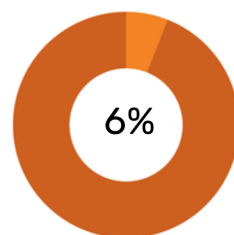
With low rates of child poverty and relatively high access to health care, Denton County is one of just nine large Texas counties with a teen birth rate lower than the national average.

The Denton County teen birth rate **decreased by 8% in 2024**, and now is 57% lower than the Texas rate and 37% lower than the US rate.

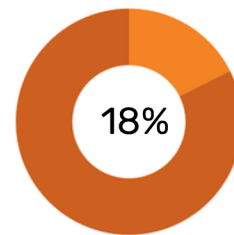
However, Denton County has seen significant increases in chlamydia, syphilis, and gonorrhea among young in the last five years.

Non-Health Social Factors

Structural issues such as poverty and lack of access to health care can contribute to teen pregnancy rates.



of Denton County children live in poverty.



of young adults (age 19-26) in Denton County don't have health insurance.

Health Care Access

In Denton County there are **48 HTW providers** and **2 FPP providers**.

Healthy Texas Women (HTW) and the Family Planning Program (FPP) are state-funded programs that provide access to birth control, screening and treatment for STIs, screening for breast and cervical cancer, and other preventive health care for low income residents.

There are almost 3,000 HTW providers and more than 200 FPP providers in Texas. To learn more about program eligibility or to find a provider, scan the QR code or visit www.healthytexaswomen.org

Healthy Texas Women & Family Planning Program



Sexually Transmitted Infections

Though teen birth rates have declined in recent years, STIs are increasing among Texas youth. Some increase may be due to better screening, but data suggests actual rates are on the rise. A majority of new STI cases in Texas occur in youth aged 15-24. STI rates may not be accurate if people in a certain county are not able to access medical care to be screened for STIs.

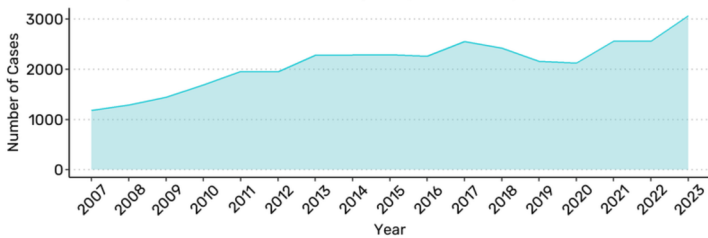
58%

of chlamydia cases in Denton County occur among youth

Chlamydia

Count of cases in youth: 1,772
Count of cases, all ages: 3,065
Percent increase among youth, 2019 - 2023: 25%

Chlamydia Cases in Denton County, TX (2007-2023)



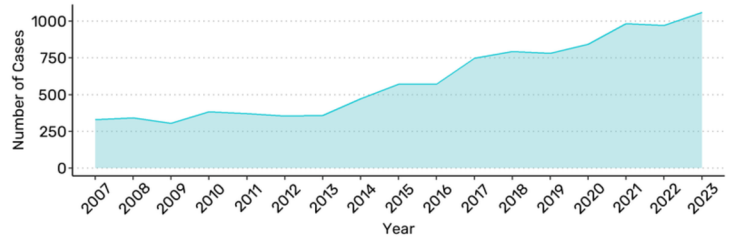
47%

of gonorrhea cases in Denton County occur among youth

Gonorrhea

Count of cases in youth: 496
Count of cases, all ages: 1,060
Percent increase among youth, 2019 - 2023: 74%

Gonorrhea Cases in Denton County, TX (2007-2023)



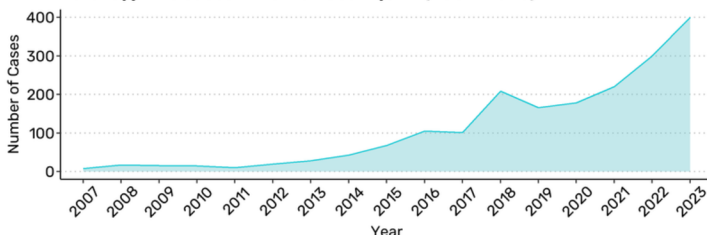
24%

of syphilis cases in Denton County occur among youth

Syphilis

Count of cases in youth: 96
Count of cases, all ages: 400
Percent increase among youth, 2019 - 2023: 92%

Total Syphilis Cases in Denton County, TX (2007-2023)



21%

of HIV cases in Denton County occur among youth

HIV

Count of cases in youth: 20
Count of cases, all ages: 96
Percent increase among youth, 2019 - 2023: -9%

HIV Cases in Denton County, TX (2007-2023)

