

# Ector County Adolescent Health

A baby is born to a teen mom in Ector County every

**2 days**

## Disparities »

Factors such as access to health care, information, and economic opportunity can lead to disparities in teen birth rates.

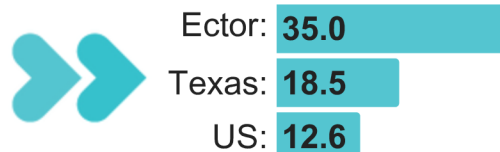
## Teen Birth Rate

	Ector	Texas
Hispanic	41.6	27.9
Black	42.2	20.3
White	20.8	10.5
Asian	--	1.4

In 2023, the birth rate for Hispanic teens was 1.4 times higher than white teens. This gap increased to 2 times higher in 2024.

## ECTOR COUNTY TEEN BIRTHS, 2024

### Teen Birth Rate per 1,000



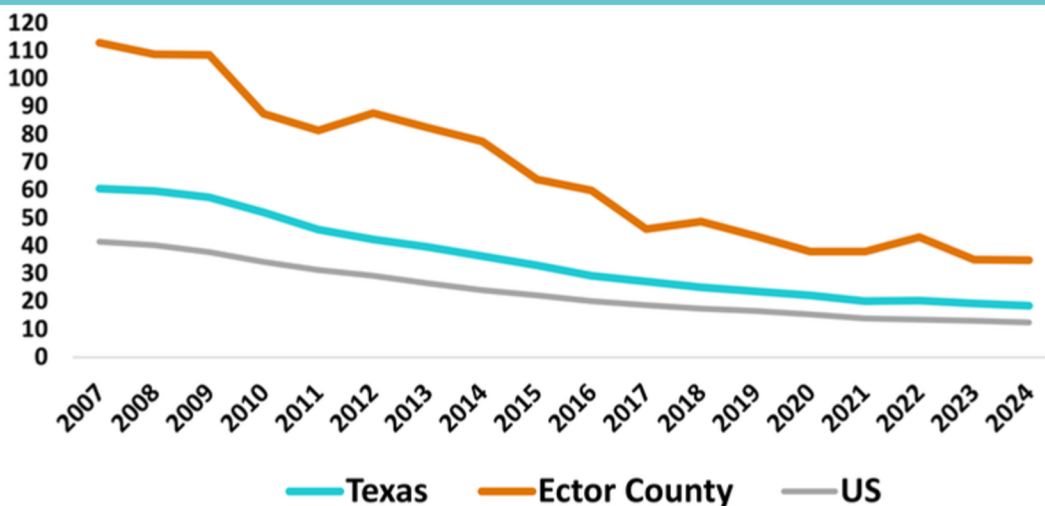
**14%** of teen births in Ector County are repeat teen births.

### Teen Birth Count

Births to 10-14 year olds:	0
Births to 15-17 year olds:	65
Births to 18-19 year olds:	158

**Total Teen Births (15-19) in 2024: 223**

## Teen Birth Rate per 1,000 Teens Aged 15-19



## About teen birth in Ector County

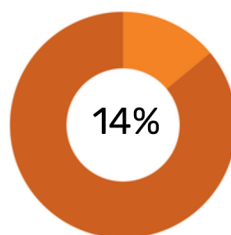
Among all US counties with a population above 100,000, Ector County has the **third highest overall teen birth rate**. Among large Texas Counties, Ector County has the second highest teen birth, behind only Potter County.

The Ector County teen birth rate decreased by 0.4% in 2024, and now is 89% higher than the Texas rate and 178% higher than the US rate.

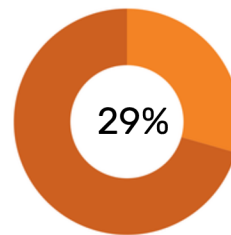
Since 2007, the Ector County teen birth rate has decreased by 69%, a similar rate of decline as the state as a whole.

## Non-Health Social Factors

Structural issues such as poverty and lack of access to health care can contribute to teen pregnancy rates.



of Ector County children live in poverty.



of young adults (age 19-26) in Ector County don't have health insurance.

# Health Care Access

In Ector County there are **23 HTW providers** and **4 FPP providers**.

Healthy Texas Women (HTW) and the Family Planning Program (FPP) are state-funded programs that provide access to birth control, screening and treatment for STIs, screening for breast and cervical cancer, and other preventive health care for low income residents.

There are almost 3,000 HTW providers and more than 200 FPP providers in Texas. To learn more about program eligibility or to find a provider, scan the QR code or visit [www.healthytexaswomen.org](http://www.healthytexaswomen.org)

Healthy Texas Women & Family Planning Program



## Sexually Transmitted Infections

Though teen birth rates have declined in recent years, STIs are increasing among Texas youth. Some increase may be due to better screening, but data suggests actual rates are on the rise. A majority of new STI cases in Texas occur in youth aged 15-24. STI rates may not be accurate if people in a certain county are not able to access medical care to be screened for STIs.

**59%**

of chlamydia cases in Ector County occur among youth

### Chlamydia

Count of cases in youth: 561  
Count of cases, all ages: 952  
Percent increase among youth, 2019 - 2023: 5%

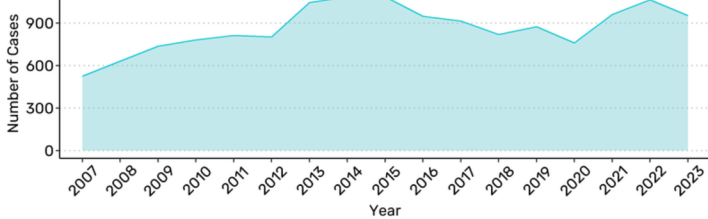
**49%**

of gonorrhea cases in Ector County occur among youth

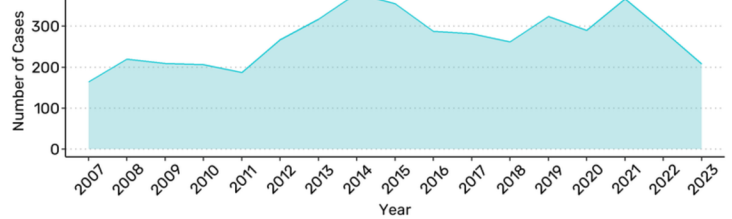
### Gonorrhea

Count of cases in youth: 102  
Count of cases, all ages: 208  
Percent increase among youth, 2019 - 2023: 9%

Chlamydia Cases in Ector County, TX (2007-2023)



Gonorrhea Cases in Ector County, TX (2007-2023)



**18%**

of syphilis cases in Ector County occur among youth

### Syphilis

Count of cases in youth: 30  
Count of cases, all ages: 167  
Percent increase among youth, 2019 - 2023: 0%

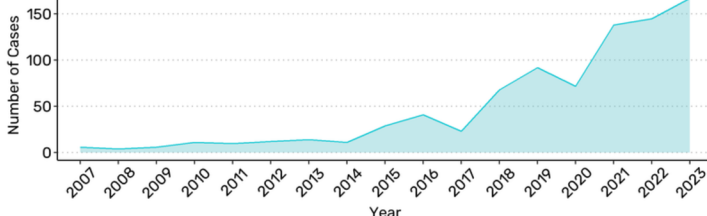
**17%**

of HIV cases in Ector County occur among youth

### HIV

Count of cases in youth: 5  
Count of cases, all ages: 29  
Percent increase among youth, 2019 - 2023: --

Total Syphilis Cases in Ector County, TX (2007-2023)



HIV Cases in Ector County, TX (2007-2023)

