

Ellis County Adolescent Health

A baby is born to a teen mom in Ellis County every

3 days

Disparities »

Factors such as access to health care, information, and economic opportunity can lead to disparities in teen birth rates.


Teen Birth Rate

	Ellis	Texas
Hispanic	21.2	27.9
Black	12.5	20.3
White	10.7	10.5
Asian	--	1.4

In 2023, the birth rate for Hispanic teens was 1.9 times higher than white teens. This gap increased to 2 times higher in 2024.

ELLIS COUNTY TEEN BIRTHS, 2024

Teen Birth Rate per 1,000



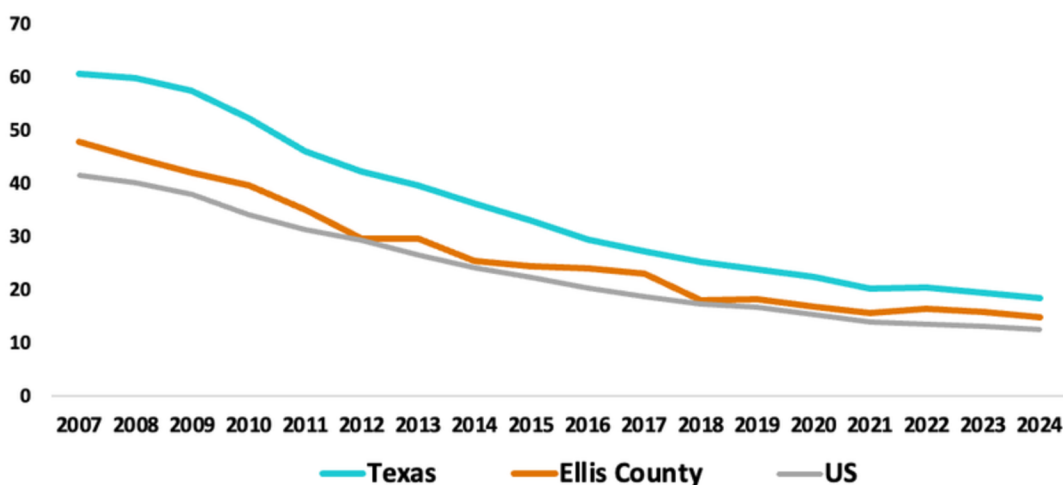
12% of teen births in Ellis County are repeat teen births.

Teen Birth Count

Births to 10-14 year olds:	<10
Births to 15-17 year olds:	30
Births to 18-19 year olds:	93

Total Teen Births (15-19) in 2024: 123

Teen Birth Rate per 1,000 Teens Aged 15-19



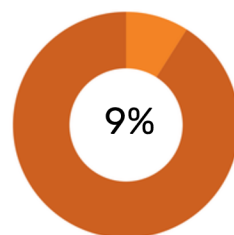
About teen birth in Ellis County

The Ellis County teen birth rate decrease by 6% in 2024, and now is **20% lower** than the Texas rate but **18% higher** than the US rate. Since 2007, the Ellis County teen birth rate has decreased by 69%, a similar rate of decline as the state as a whole.

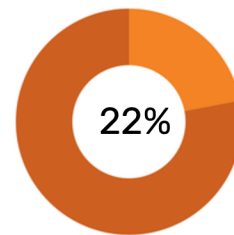
Despite recent declines in the teen birth rate, rates of STIs including chlamydia, syphilis and gonorrhea have increased sharply in the last five years.

Non-Health Social Factors

Structural issues such as poverty and lack of access to health care can contribute to teen pregnancy rates.



of Ellis County children live in poverty.



of young adults (age 19-26) in Ellis County don't have health insurance.

Health Care Access

In Ellis County there are **14 HTW providers** and **0 FPP providers**.

Healthy Texas Women (HTW) and the Family Planning Program (FPP) are state-funded programs that provide access to birth control, screening and treatment for STIs, screening for breast and cervical cancer, and other preventive health care for low income residents.

There are almost 3,000 HTW providers and more than 200 FPP providers in Texas. To learn more about program eligibility or to find a provider, scan the QR code or visit www.healthytexaswomen.org

Healthy Texas Women & Family Planning Program



Sexually Transmitted Infections

Though teen birth rates have declined in recent years, STIs are increasing among Texas youth. Some increase may be due to better screening, but data suggests actual rates are on the rise. A majority of new STI cases in Texas occur in youth aged 15-24. STI rates may not be accurate if people in a certain county are not able to access medical care to be screened for STIs.

68%

of chlamydia cases in Ellis County occur among youth

Chlamydia

Count of cases in youth: 541
Count of cases, all ages: 797
Percent increase among youth, 2019 - 2023: 47%

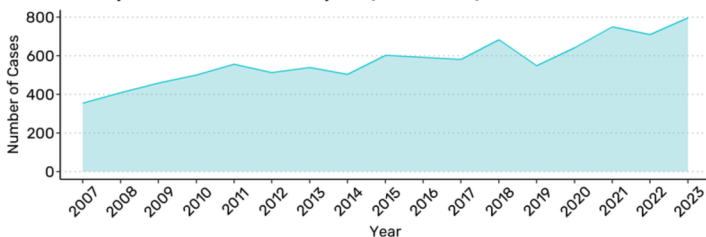
63%

of gonorrhea cases in Ellis County occur among youth

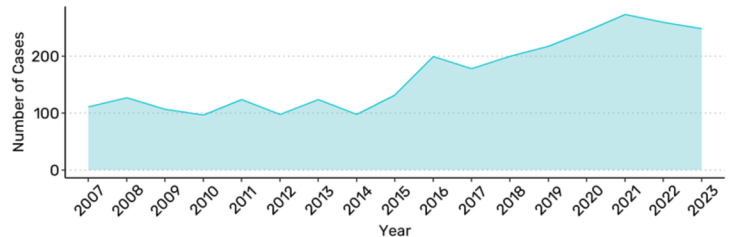
Gonorrhea

Count of cases in youth: 156
Count of cases, all ages: 248
Percent increase among youth, 2019 - 2023: 95%

Chlamydia Cases in Ellis County, TX (2007-2023)



Gonorrhea Cases in Ellis County, TX (2007-2023)



19%

of syphilis cases in Ellis County occur among youth

Syphilis

Count of cases in youth: 16
Count of cases, all ages: 85
Percent increase among youth, 2019 - 2023: 100%

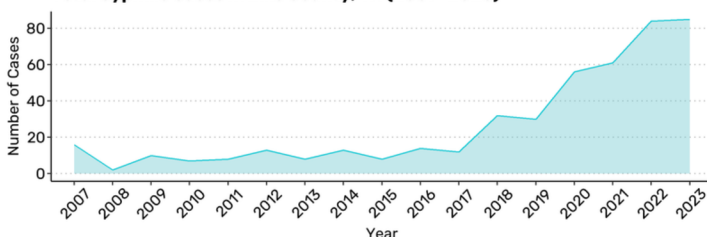
22%

of HIV cases in Ellis County occur among youth

HIV

Count of cases in youth: 5
Count of cases, all ages: 23
Percent increase among youth, 2019 - 2023: --

Total Syphilis Cases in Ellis County, TX (2007-2023)



HIV Cases in Ellis County, TX (2007-2023)

