

Grayson County Adolescent Health

A baby is born to a teen mom in Grayson County every

4 days

Disparities »

Factors such as access to health care, information, and economic opportunity can lead to disparities in teen birth rates.

Teen Birth Rate

	Grayson	Texas
Hispanic	28.8	27.9
Black	--	20.3
White	18.2	10.5
Asian	--	1.4

In 2023, the birth rate for Hispanic teens was 0.9 times higher than white teens. This gap increased to 1.6 times higher in 2024.

GRAYSON COUNTY TEEN BIRTHS, 2024

Teen Birth Rate per 1,000



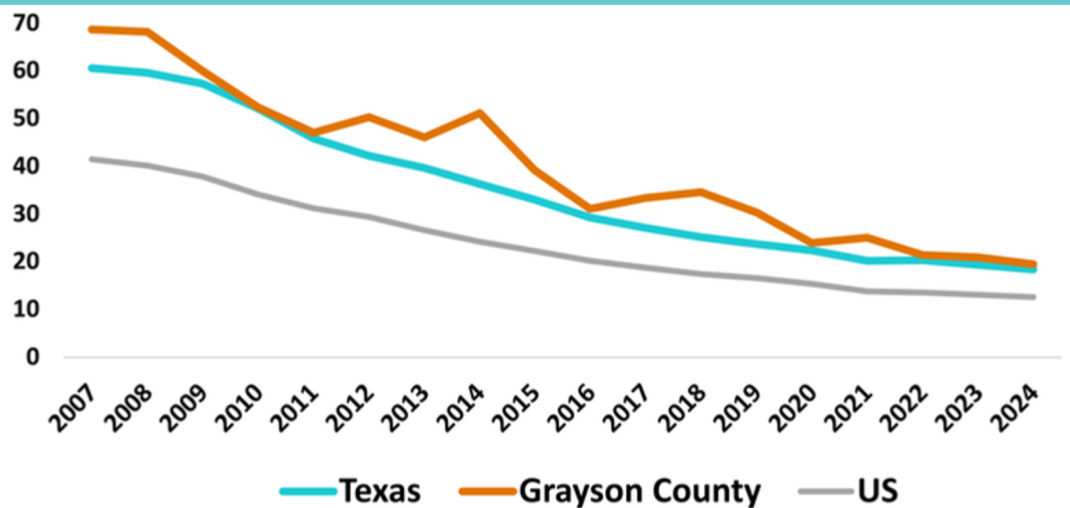
13% of teen births in Grayson County are repeat teen births.

Teen Birth Count

Births to 10-14 year olds:	<10
Births to 15-17 year olds:	28
Births to 18-19 year olds:	69

Total Teen Births (15-19) in 2024: 97

Teen Birth Rate per 1,000 Teens Aged 15-19



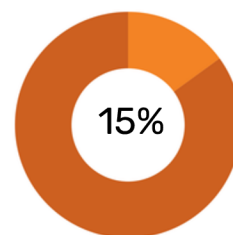
About teen birth in Grayson County

The Grayson County teen birth rate **decreased by 7% in 2024**, but still is 6% higher than the Texas rate and 56% higher than the US rate.

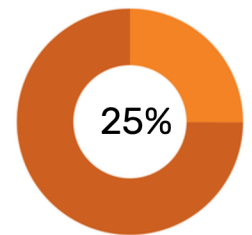
Since 2007, the Grayson County teen birth rate has decreased by 71%, a slightly faster rate of decline than the state as a whole.

Non-Health Social Factors

Structural issues such as poverty and lack of access to health care can contribute to teen pregnancy rates.



of Grayson County children live in poverty.



of young adults (age 19-26) in Grayson County don't have health insurance.

Health Care Access

In Grayson County there are **22 HTW providers** and **0 FPP providers**.

Healthy Texas Women (HTW) and the Family Planning Program (FPP) are state-funded programs that provide access to birth control, screening and treatment for STIs, screening for breast and cervical cancer, and other preventive health care for low income residents.

There are almost 3,000 HTW providers and more than 200 FPP providers in Texas. To learn more about program eligibility or to find a provider, scan the QR code or visit www.healthytexaswomen.org

Healthy Texas Women & Family Planning Program



Sexually Transmitted Infections

Though teen birth rates have declined in recent years, STIs are increasing among Texas youth. Some increase may be due to better screening, but data suggests actual rates are on the rise. A majority of new STI cases in Texas occur in youth aged 15-24. STI rates may not be accurate if people in a certain county are not able to access medical care to be screened for STIs.

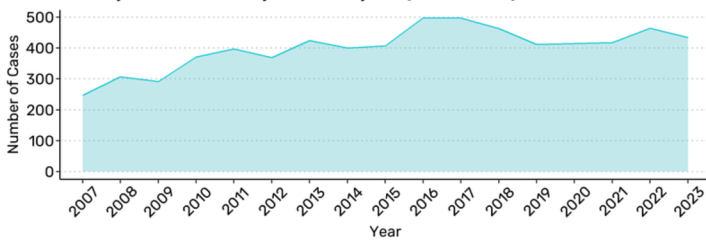
66%

of chlamydia cases in Grayson County occur among youth

Chlamydia

Count of cases in youth: 286
Count of cases, all ages: 434
Percent increase among youth, 2019 - 2023: -2%

Chlamydia Cases in Grayson County, TX (2007-2023)



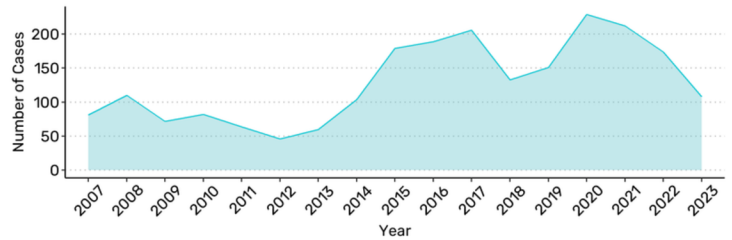
45%

of gonorrhea cases in Grayson County occur among youth

Gonorrhea

Count of cases in youth: 49
Count of cases, all ages: 108
Percent increase among youth, 2019 - 2023: 7%

Gonorrhea Cases in Grayson County, TX (2007-2023)



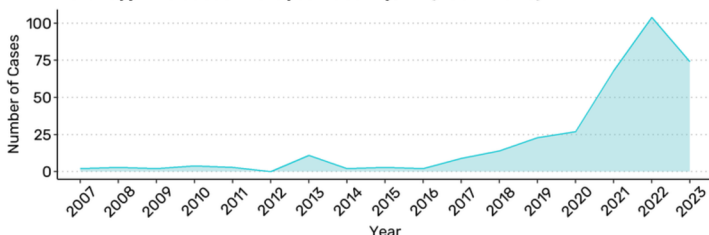
16%

of syphilis cases in Grayson County occur among youth

Syphilis

Count of cases in youth: 12
Count of cases, all ages: 74
Percent increase among youth, 2019 - 2023: 200%

Total Syphilis Cases in Grayson County, TX (2007-2023)



--

of HIV cases in Grayson County occur among youth

HIV

Count of cases in youth: --
Count of cases, all ages: 8
Percent increase among youth, 2019 - 2023: --

HIV Cases in Grayson County, TX (2007-2023)

