

Guadalupe County Adolescent Health

A baby is born to a teen mom in Guadalupe County every

4 days

Disparities >>

Factors such as access to health care, information, and economic opportunity can lead to disparities in teen birth rates.

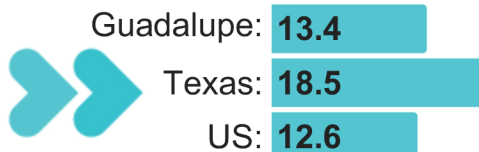
Teen Birth Rate

	Guadalupe	Texas
Hispanic	19.9	27.9
Black	--	20.3
White	10.6	10.5
Asian	--	1.4

In 2023, the birth rate for Hispanic teens was 2.8 times higher than white teens. This gap decreased to 1.9 times higher in 2024.

GUADALUPE COUNTY TEEN BIRTHS, 2024

Teen Birth Rate per 1,000



9%

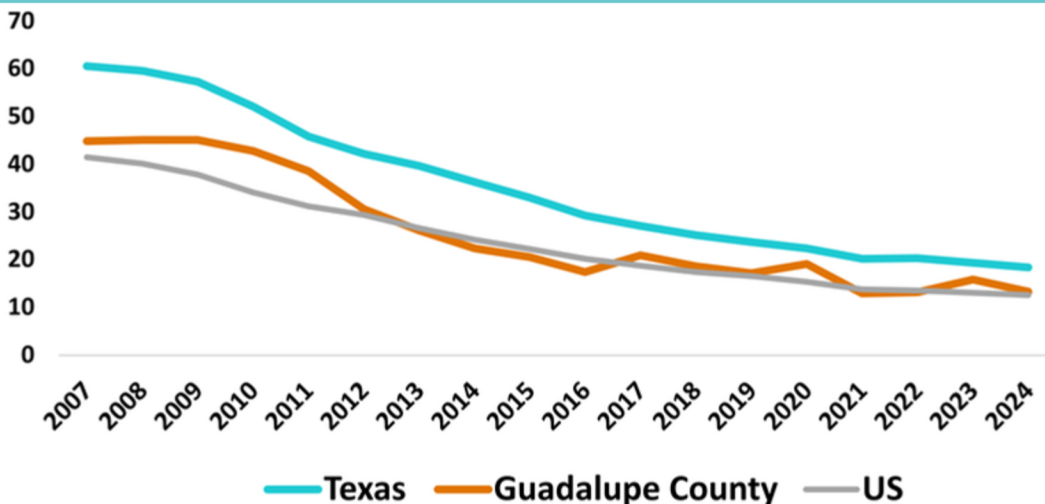
of teen births in Guadalupe County are repeat teen births.

Teen Birth Count

Births to 10-14 year olds:	0
Births to 15-17 year olds:	25
Births to 18-19 year olds:	62

Total Teen Births (15-19) in 2024: 87

Teen Birth Rate per 1,000 Teens Aged 15-19



About teen birth in Guadalupe County

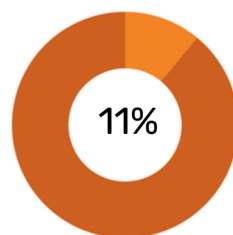
The Guadalupe County teen birth rate **decreased by 15%** in 2024, and now is 27.5% lower than the Texas rate and 6% higher than the US rate.

Since 2007, the Guadalupe County teen birth rate has decreased by 70%, the same rate of decline as the state.

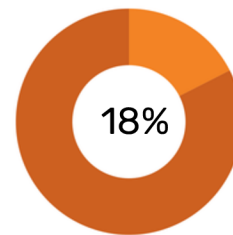
Despite declines in the teen birth rates, counts of gonorrhea and syphilis have sharply increased among teens and young adults in Guadalupe County.

Non-Health Social Factors

Structural issues such as poverty and lack of access to health care can contribute to teen pregnancy rates.



of Guadalupe County children live in poverty.



of young adults (age 19-26) in Guadalupe County don't have health insurance.

Health Care Access

In
Guadalupe
County
there are **11**
HTW
providers
and **2** FPP
providers.

Healthy Texas Women (HTW) and the Family Planning Program (FPP) are state-funded programs that provide access to birth control, screening and treatment for STIs, screening for breast and cervical cancer, and other preventive health care for low income residents.

There are almost 3,000 HTW providers and more than 200 FPP providers in Texas. To learn more about program eligibility or to find a provider, scan the QR code or visit www.healthytexaswomen.org

Healthy Texas Women & Family Planning Program



Sexually Transmitted Infections

Though teen birth rates have declined in recent years, STIs are increasing among Texas youth. Some increase may be due to better screening, but data suggests actual rates are on the rise. A majority of new STI cases in Texas occur in youth aged 15-24. STI rates may not be accurate if people in a certain county are not able to access medical care to be screened for STIs.

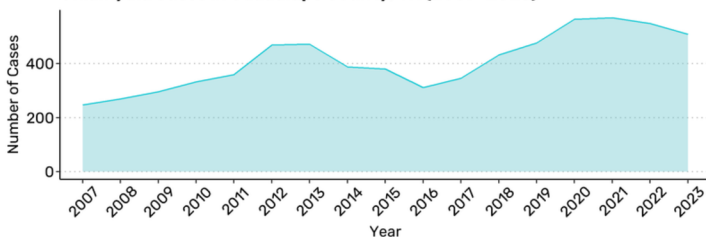
57%

of chlamydia cases in Guadalupe County occur among youth

Chlamydia

Count of cases in youth: 291
Count of cases, all ages: 509
Percent increase among youth, 2019 - 2023: -2%

Chlamydia Cases in Guadalupe County, TX (2007-2023)



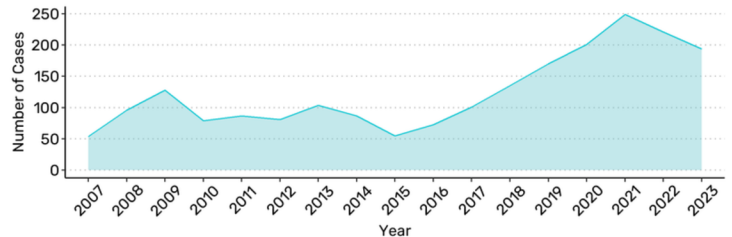
41%

of gonorrhea cases in Guadalupe County occur among youth

Gonorrhea

Count of cases in youth: 80
Count of cases, all ages: 194
Percent increase among youth, 2019 - 2023: 78%

Gonorrhea Cases in Guadalupe County, TX (2007-2023)



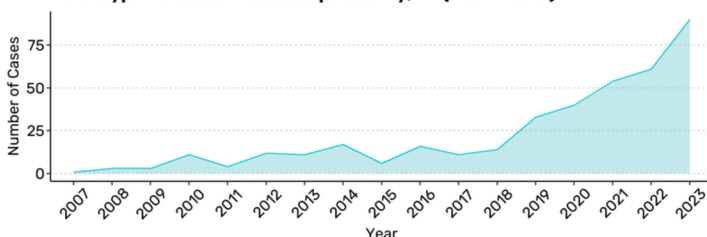
20%

of syphilis cases in Guadalupe County occur among youth

Syphilis

Count of cases in youth: 18
Count of cases, all ages: 90
Percent increase among youth, 2019 - 2023: 38%

Total Syphilis Cases in Guadalupe County, TX (2007-2023)



--

of HIV cases in Guadalupe County occur among youth

HIV

Count of cases in youth: --
Count of cases, all ages: 11
Percent increase among youth, 2019 - 2023: --

HIV Cases in Guadalupe County, TX (2007-2023)

