

# Hidalgo County Adolescent Health

A baby is born to a teen mom in Hidalgo County every

**9 hours**

## Disparities »

Factors such as access to health care, information, and economic opportunity can lead to disparities in teen birth rates.

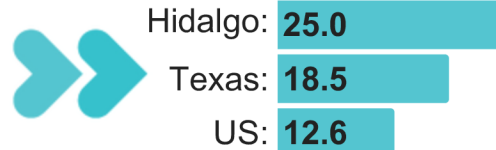
## Teen Birth Rate

	Hidalgo	Texas
Hispanic	26.6	27.9
Black	--	20.3
White	--	10.5
Asian	--	1.4

In 2024, 98% of teen births in Hidalgo County were to Hispanic teens.

## HIDALGO COUNTY TEEN BIRTHS, 2024

### Teen Birth Rate per 1,000



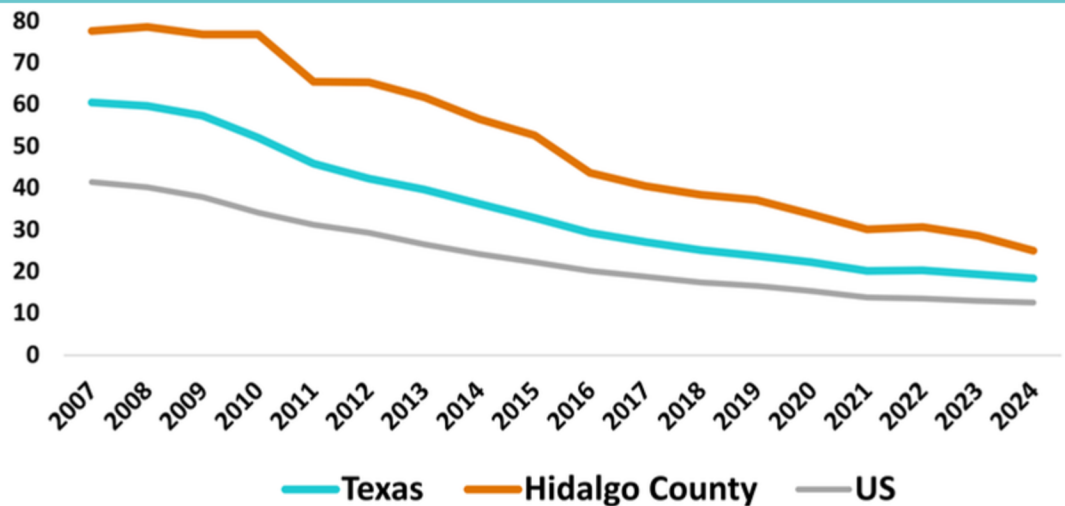
### Teen Birth Count

Births to 10-14 year olds:	16
Births to 15-17 year olds:	246
Births to 18-19 year olds:	722

**20%** of teen births in Hidalgo County are repeat teen births.

**Total Teen Births (10-19) in 2024: 984**

## Teen Birth Rate per 1,000 Teens Aged 15-19



## About teen birth in Hidalgo County

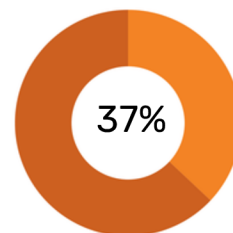
With high rates of child poverty and low rates of health care access, Hidalgo County has high rates of teen pregnancy. Hidalgo County also has one of the highest rates of repeat teen pregnancy in the state.

The Hidalgo County teen birth rate decreased by 13% in 2024, but still is **35% higher** than the Texas rate and approximately double the US rate.

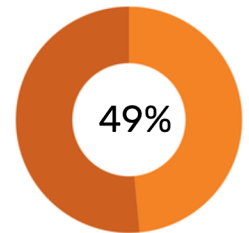
With nearly **1,000 teen births** in 2024, Hidalgo county had more teen births than 15 US states.

## Non-Health Social Factors

Structural issues such as poverty and lack of access to health care can contribute to teen pregnancy rates.



of Hidalgo County children live in poverty.



of young adults (age 19-26) in Hidalgo County don't have health insurance.


# Health Care Access

In Hidalgo County there are **151 HTW providers** and **6 FPP providers**.

Healthy Texas Women (HTW) and the Family Planning Program (FPP) are state-funded programs that provide access to birth control, screening and treatment for STIs, screening for breast and cervical cancer, and other preventive health care for low income residents.

There are almost 3,000 HTW providers and more than 200 FPP providers in Texas. To learn more about program eligibility or to find a provider, scan the QR code or visit [www.healthytexaswomen.org](http://www.healthytexaswomen.org)

Healthy Texas Women & Family Planning Program



SCAN HERE

## Sexually Transmitted Infections

Though teen birth rates have declined in recent years, STIs are increasing among Texas youth. Some increase may be due to better screening, but data suggests actual rates are on the rise. A majority of new STI cases in Texas occur in youth aged 15-24. STI rates may not be accurate if people in a certain county are not able to access medical care to be screened for STIs.

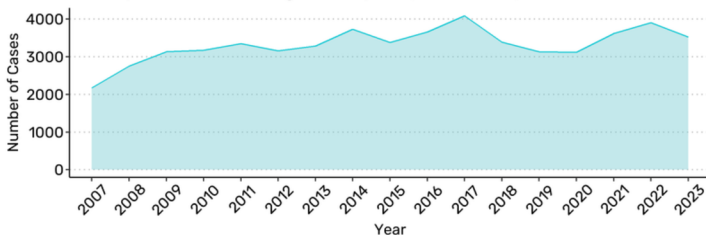
**61%**

of chlamydia cases in Hidalgo County occur among youth

### Chlamydia

Count of cases in youth: 2,147  
Count of cases, all ages: 3,524  
Percent increase among youth, 2019 - 2023: 4%

Chlamydia Cases in Hidalgo County, TX (2007-2023)



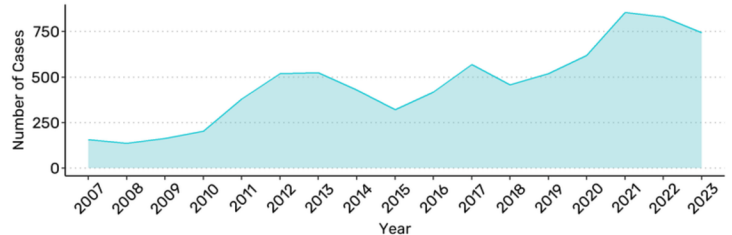
**50%**

of gonorrhea cases in Hidalgo County occur among youth

### Gonorrhea

Count of cases in youth: 372  
Count of cases, all ages: 744  
Percent increase among youth, 2019 - 2023: 85%

Gonorrhea Cases in Hidalgo County, TX (2007-2023)



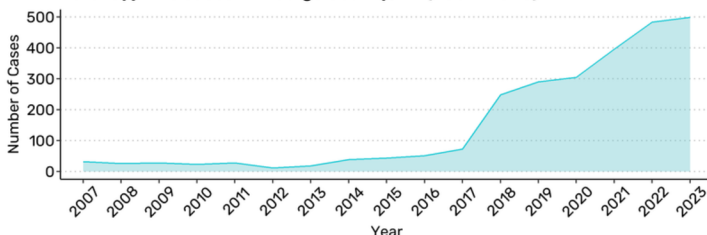
**31%**

of syphilis cases in Hidalgo County occur among youth

### Syphilis

Count of cases in youth: 155  
Count of cases, all ages: 499  
Percent increase among youth, 2019 - 2023: 52%

Total Syphilis Cases in Hidalgo County, TX (2007-2023)



**23%**

of HIV cases in Hidalgo County occur among youth

### HIV

Count of cases in youth: 25  
Count of cases, all ages: 108  
Percent increase among youth, 2019 - 2023: 47%

HIV Cases in Hidalgo County, TX (2007-2023)

