

Jefferson County Adolescent Health

A baby is born to a teen mom in Jefferson County every

2 days

Disparities »

Factors such as access to health care, information, and economic opportunity can lead to disparities in teen birth rates.

Teen Birth Rate

	Jefferson	Texas
Hispanic	32.2	27.9
Black	34.3	20.3
White	12.2	10.5
Asian	--	1.4

In 2023, the birth rate for Hispanic teens was 4.9 times higher than white teens. This gap decreased to 2.6 times higher in 2024.

JEFFERSON COUNTY TEEN BIRTHS, 2024

Teen Birth Rate per 1,000



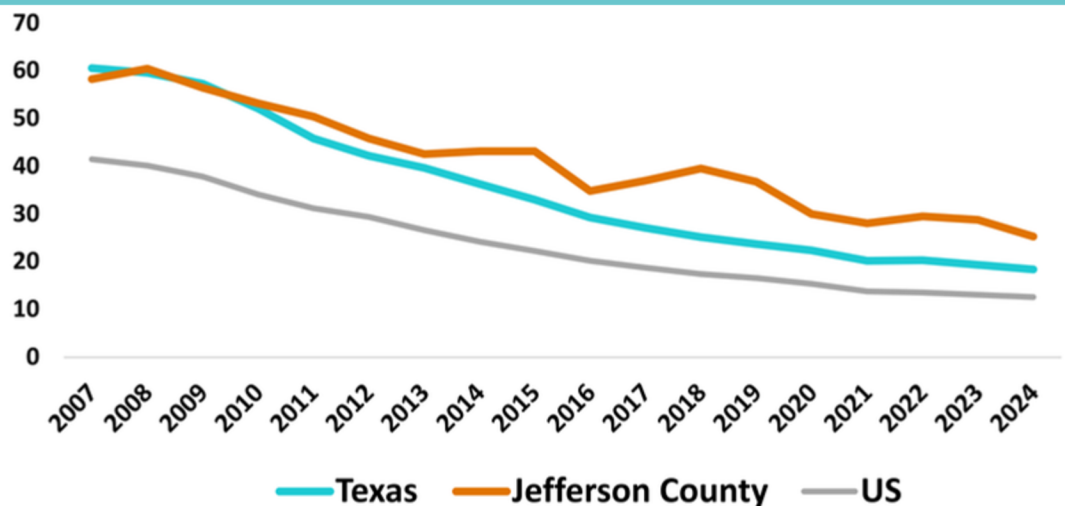
17% of teen births in Jefferson County are repeat teen births.

Teen Birth Count

Births to 10-14 year olds:	<10
Births to 15-17 year olds:	54
Births to 18-19 year olds:	154

Total Teen Births (15-19) in 2024: 208

Teen Birth Rate per 1,000 Teens Aged 15-19



About teen birth in Jefferson County

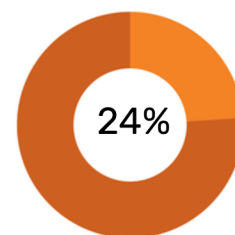
With high rates of child poverty and low rates of health care access, Jefferson County has high rates of teen pregnancy.

The Jefferson County teen birth rate **decreased by 12%** in 2024, but still is 37% higher than the Texas rate and approximately double the US rate.

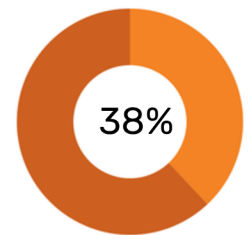
Since 2007, the Jefferson County teen birth rate has declined by 57%, significantly slower than the 70% decrease seen in the state as a whole.

Non-Health Social Factors

Structural issues such as poverty and lack of access to health care can contribute to teen pregnancy rates.



of Jefferson County children live in poverty.



of young adults (age 19-26) in Jefferson County don't have health insurance.

Health Care Access

In Jefferson County there are **42** HTW providers and **1** FPP provider.

Healthy Texas Women (HTW) and the Family Planning Program (FPP) are state-funded programs that provide access to birth control, screening and treatment for STIs, screening for breast and cervical cancer, and other preventive health care for low income residents.

There are almost 3,000 HTW providers and more than 200 FPP providers in Texas. To learn more about program eligibility or to find a provider, scan the QR code or visit www.healthytexaswomen.org

Healthy Texas Women & Family Planning Program



Sexually Transmitted Infections

Though teen birth rates have declined in recent years, STIs are increasing among Texas youth. Some increase may be due to better screening, but data suggests actual rates are on the rise. A majority of new STI cases in Texas occur in youth aged 15-24. STI rates may not be accurate if people in a certain county are not able to access medical care to be screened for STIs.

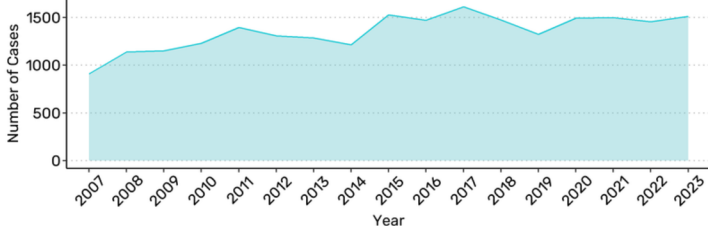
64%

of chlamydia cases in Jefferson County occur among youth

Chlamydia

Count of cases in youth: 968
Count of cases, all ages: 1,513
Percent increase among youth, 2019 - 2023: 10%

Chlamydia Cases in Jefferson County, TX (2007-2023)



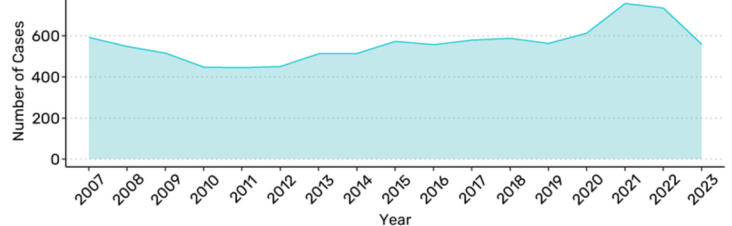
56%

of gonorrhea cases in Jefferson County occur among youth

Gonorrhea

Count of cases in youth: 315
Count of cases, all ages: 559
Percent increase among youth, 2019 - 2023: 76%

Gonorrhea Cases in Jefferson County, TX (2007-2023)



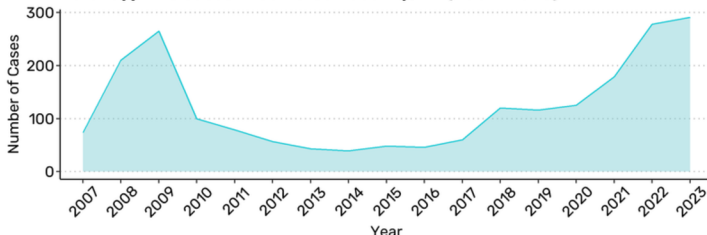
27%

of syphilis cases in Jefferson County occur among youth

Syphilis

Count of cases in youth: 79
Count of cases, all ages: 291
Percent increase among youth, 2019 - 2023: 103%

Total Syphilis Cases in Jefferson County, TX (2007-2023)



33%

of HIV cases in Jefferson County occur among youth

HIV

Count of cases in youth: 24
Count of cases, all ages: 73
Percent increase among youth, 2019 - 2023: 33%

HIV Cases in Jefferson County, TX (2007-2023)

