

Kaufman County Adolescent Health

A baby is born to a teen mom in Kaufman County every

3 days

Disparities »

Factors such as access to health care, information, and economic opportunity can lead to disparities in teen birth rates.

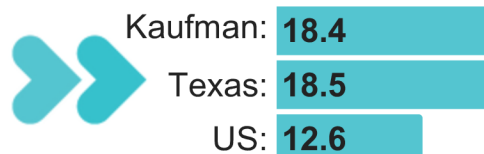
Teen Birth Rate

	Kaufman	Texas
Hispanic	23.1	27.9
Black	20.4	20.3
White	14.9	10.5
Asian	--	1.4

In 2023, the birth rate for Hispanic teens was 1.1 times higher than white teens. This gap increased to 1.5 times higher in 2024.

KAUFMAN COUNTY TEEN BIRTHS, 2024

Teen Birth Rate per 1,000



15%

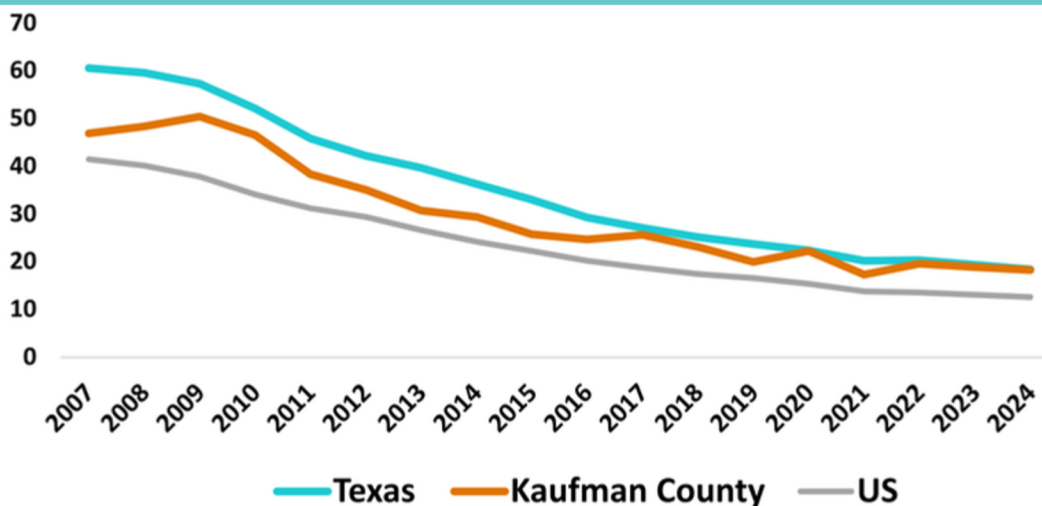
of teen births in Kaufman County are repeat teen births.

Teen Birth Count

Births to 10-14 year olds:	<10
Births to 15-17 year olds:	27
Births to 18-19 year olds:	108

Total Teen Births (15-19) in 2024: 135

Teen Birth Rate per 1,000 Teens Aged 15-19



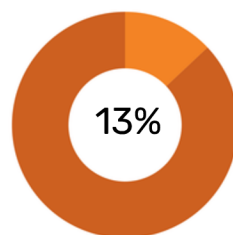
About teen birth in Kaufman County

In 2007, the Kaufman County teen birth rate was 24% lower than the Texas rate. However, the county has experienced a much slower rate of decline than the state as a whole.

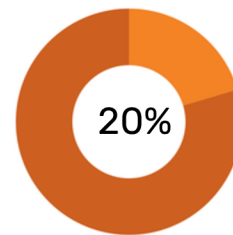
The Kaufman County teen birth rate decreased by 3% in 2024, and now is just 1% lower than the Texas rate and 46% higher than the US rate.

Non-Health Social Factors

Structural issues such as poverty and lack of access to health care can contribute to teen pregnancy rates.



of Kaufman County children live in poverty.



of young adults (age 19-26) in Kaufman County don't have health insurance.

Health Care Access

In Kaufman County there are **5** HTW providers and **2** FPP providers.

Healthy Texas Women (HTW) and the Family Planning Program (FPP) are state-funded programs that provide access to birth control, screening and treatment for STIs, screening for breast and cervical cancer, and other preventive health care for low income residents.

There are almost 3,000 HTW providers and more than 200 FPP providers in Texas. To learn more about program eligibility or to find a provider, scan the QR code or visit www.healthytexaswomen.org

Healthy Texas Women & Family Planning Program



Sexually Transmitted Infections

Though teen birth rates have declined in recent years, STIs are increasing among Texas youth. Some increase may be due to better screening, but data suggests actual rates are on the rise. A majority of new STI cases in Texas occur in youth aged 15-24. STI rates may not be accurate if people in a certain county are not able to access medical care to be screened for STIs.

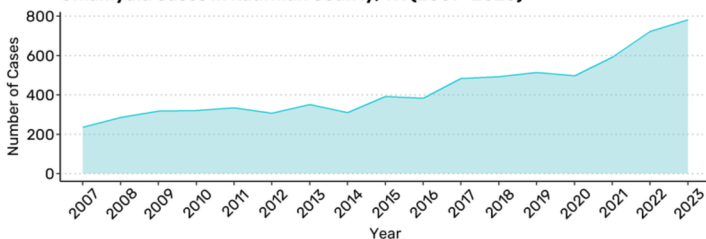
64%

of chlamydia cases in Kaufman County occur among youth

Chlamydia

Count of cases in youth: 499
Count of cases, all ages: 782
Percent increase among youth, 2019 - 2023: 35%

Chlamydia Cases in Kaufman County, TX (2007-2023)



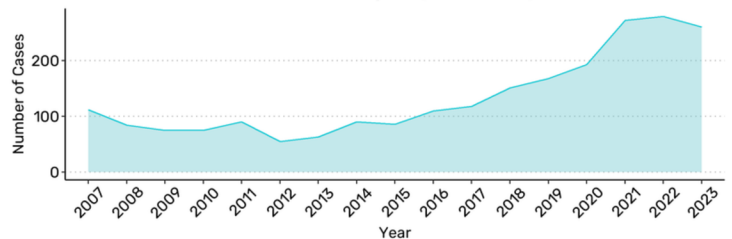
55%

of gonorrhea cases in Kaufman County occur among youth

Gonorrhea

Count of cases in youth: 144
Count of cases, all ages: 260
Percent increase among youth, 2019 - 2023: 172%

Gonorrhea Cases in Kaufman County, TX (2007-2023)



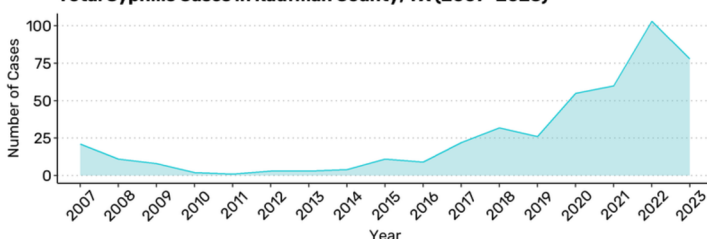
24%

of syphilis cases in Kaufman County occur among youth

Syphilis

Count of cases in youth: 19
Count of cases, all ages: 78
Percent increase among youth, 2019 - 2023: 111%

Total Syphilis Cases in Kaufman County, TX (2007-2023)



26%

of HIV cases in Kaufman County occur among youth

HIV

Count of cases in youth: 6
Count of cases, all ages: 23
Percent increase among youth, 2019 - 2023: 0%

HIV Cases in Kaufman County, TX (2007-2023)

