

McLennan County Adolescent Health

A baby is born to a teen mom in McLennan County every

2 days

Disparities »

Factors such as access to health care, information, and economic opportunity can lead to disparities in teen birth rates.

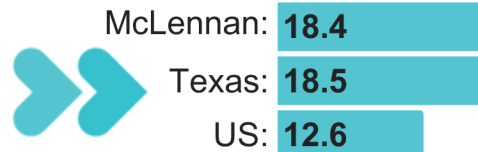
Teen Birth Rate

	McLennan	Texas
Hispanic	32.7	27.9
Black	27.6	20.3
White	7.8	10.5
Asian	--	1.4

In 2023, the birth rate for Hispanic teens was 2.7 times higher than white teens. This gap increased to 4.2 times higher in 2024.

MCLENNAN COUNTY TEEN BIRTHS, 2024

Teen Birth Rate per 1,000



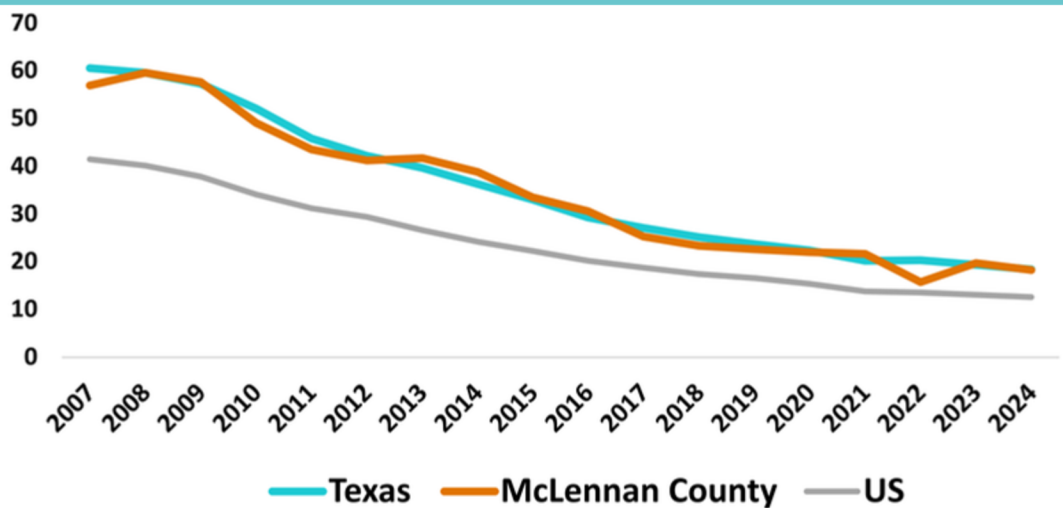
18% of teen births in McLennan County are repeat teen births.

Teen Birth Count

Births to 10-14 year olds:	<10
Births to 15-17 year olds:	42
Births to 18-19 year olds:	161

Total Teen Births (15-19) in 2024: 203

Teen Birth Rate per 1,000 Teens Aged 15-19



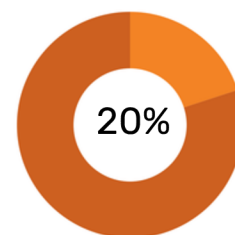
About teen birth in McLennan County

The McLennan County teen birth rate **decreased by 7%** in 2024, and now is 0.6% lower than the Texas rate and 46% higher than the US rate.

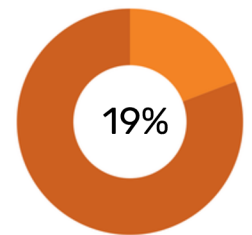
Despite strong declines in teen birth rates, McLennan County has seen significant increases in gonorrhea and chlamydia in the last five years.

Non-Health Social Factors

Structural issues such as poverty and lack of access to health care can contribute to teen pregnancy rates.



of McLennan County children live in poverty



of young adults (age 19-26) in McLennan County don't have health insurance.

Health Care Access

In McLennan County there are **30 HTW providers** and **1 FPP provider**.

Healthy Texas Women (HTW) and the Family Planning Program (FPP) are state-funded programs that provide access to birth control, screening and treatment for STIs, screening for breast and cervical cancer, and other preventive health care for low income residents.

There are almost 3,000 HTW providers and more than 200 FPP providers in Texas. To learn more about program eligibility or to find a provider, scan the QR code or visit www.healthytexaswomen.org

Healthy Texas Women & Family Planning Program



Sexually Transmitted Infections

Though teen birth rates have declined in recent years, STIs are increasing among Texas youth. Some increase may be due to better screening, but data suggests actual rates are on the rise. A majority of new STI cases in Texas occur in youth aged 15-24. STI rates may not be accurate if people in a certain county are not able to access medical care to be screened for STIs.

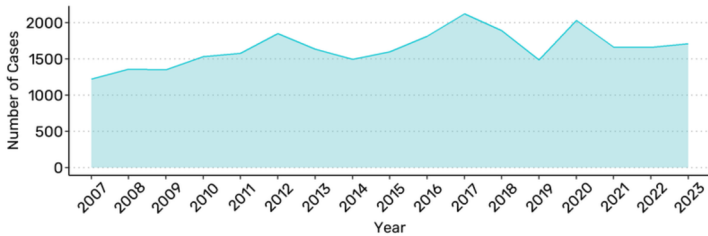
62%

of chlamydia cases in McLennan County occur among youth

Chlamydia

Count of cases in youth: 1,068
Count of cases, all ages: 1,712
Percent increase among youth, 2019 - 2023: 5%

Chlamydia Cases in McLennan County, TX (2007-2023)



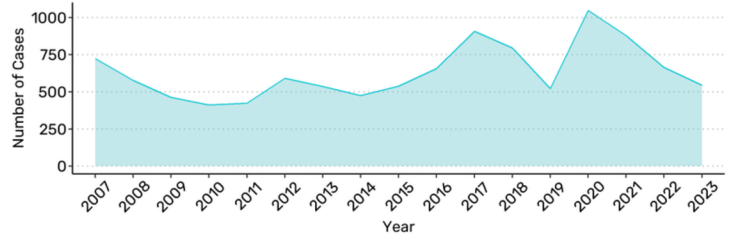
51%

of gonorrhea cases in McLennan County occur among youth

Gonorrhea

Count of cases in youth: 279
Count of cases, all ages: 544
Percent increase among youth, 2019 - 2023: 51%

Gonorrhea Cases in McLennan County, TX (2007-2023)



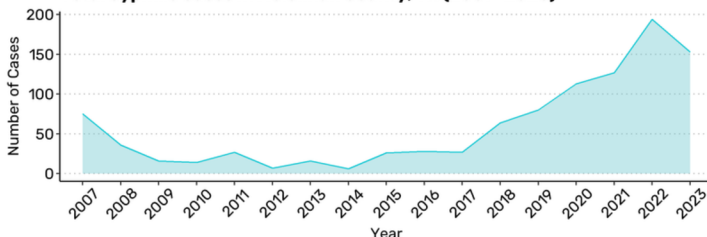
20%

of syphilis cases in McLennan County occur among youth

Syphilis

Count of cases in youth: 30
Count of cases, all ages: 153
Percent increase among youth, 2019 - 2023: 20%

Total Syphilis Cases in McLennan County, TX (2007-2023)



14%

of HIV cases in McLennan County occur among youth

HIV

Count of cases in youth: 6
Count of cases, all ages: 42
Percent increase among youth, 2019 - 2023: 20%

HIV Cases in McLennan County, TX (2007-2023)

