

Midland County Adolescent Health

A baby is born to a teen mom in Midland County every

2 days

Disparities »

Factors such as access to health care, information, and economic opportunity can lead to disparities in teen birth rates.

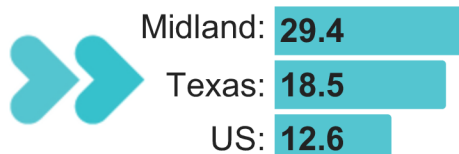
Teen Birth Rate

	Midland	Texas
Hispanic	44.6	27.9
Black	21.7	20.3
White	11.5	10.5
Asian	--	1.4

In 2023, the birth rate for Hispanic teens was 2.5 times higher than white teens. This gap increased to 3.9 times higher in 2024.

MIDLAND COUNTY TEEN BIRTHS, 2024

Teen Birth Rate per 1,000



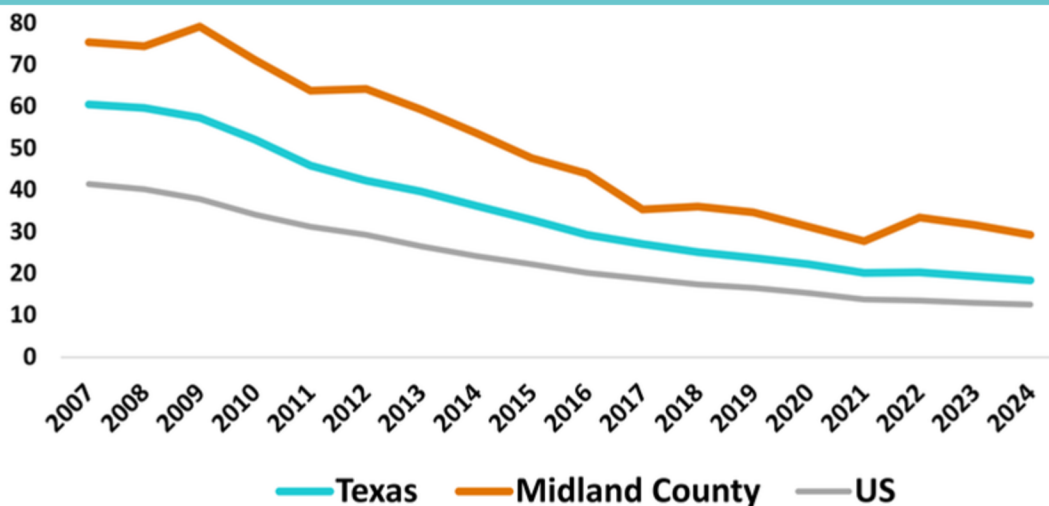
16% of teen births in Midland County are repeat teen births.

Teen Birth Count

Births to 10-14 year olds:	<10
Births to 15-17 year olds:	46
Births to 18-19 year olds:	138

Total Teen Births (15-19) in 2024: 184

Teen Birth Rate per 1,000 Teens Aged 15-19



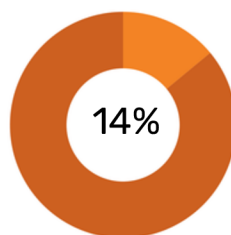
About teen birth in Midland County

Of the nearly 600 US counties with a population above 100,000, Midland County has the **7th highest teen birth rate**, despite relatively low rates of child poverty.

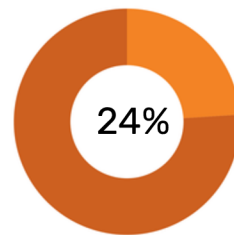
The Midland County teen birth rate decreased by 7% in 2024, but still is 59% higher than the Texas rate and more than twice as high as the US rate.

Non-Health Social Factors

Structural issues such as poverty and lack of access to health care can contribute to teen pregnancy rates.



of Midland County children live in poverty.



of young adults (age 19-26) in Midland County don't have health insurance.

Health Care Access

In Midland County there are **11** HTW providers and **0** FPP providers.

Healthy Texas Women (HTW) and the Family Planning Program (FPP) are state-funded programs that provide access to birth control, screening and treatment for STIs, screening for breast and cervical cancer, and other preventive health care for low income residents.

There are almost 3,000 HTW providers and more than 200 FPP providers in Texas. To learn more about program eligibility or to find a provider, scan the QR code or visit www.healthytexaswomen.org

Healthy Texas Women & Family Planning Program



Sexually Transmitted Infections

Though teen birth rates have declined in recent years, STIs are increasing among Texas youth. Some increase may be due to better screening, but data suggests actual rates are on the rise. A majority of new STI cases in Texas occur in youth aged 15-24. STI rates may not be accurate if people in a certain county are not able to access medical care to be screened for STIs.

62%

of chlamydia cases in Midland County occur among youth

Chlamydia

Count of cases in youth: 677
Count of cases, all ages: 1,085
Percent increase among youth, 2019 - 2023: 12%

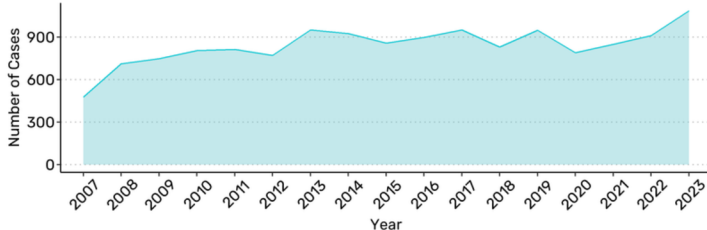
45%

of gonorrhea cases in Midland County occur among youth

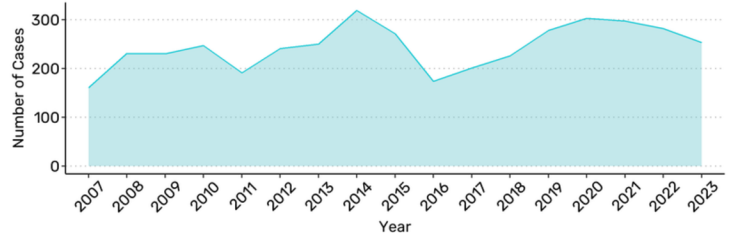
Gonorrhea

Count of cases in youth: 115
Count of cases, all ages: 253
Percent increase among youth, 2019 - 2023: 35%

Chlamydia Cases in Midland County, TX (2007-2023)



Gonorrhea Cases in Midland County, TX (2007-2023)



19%

of syphilis cases in Midland County occur among youth

Syphilis

Count of cases in youth: 25
Count of cases, all ages: 134
Percent increase among youth, 2019 - 2023: 92%

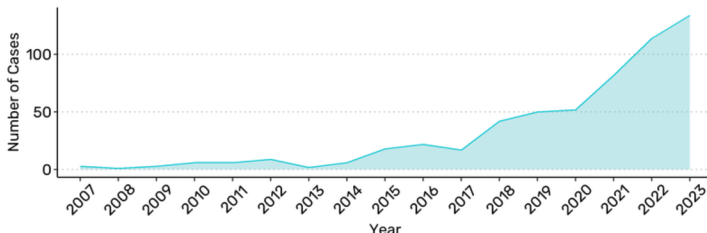
28%

of HIV cases in Midland County occur among youth

HIV

Count of cases in youth: 5
Count of cases, all ages: 18
Percent increase among youth, 2019 - 2023: 0%

Total Syphilis Cases in Midland County, TX (2007-2023)



HIV Cases in Midland County, TX (2007-2023)

