

Nueces County Adolescent Health

A baby is born to a teen mom in Nueces County every

29 hours

Disparities »

Factors such as access to health care, information, and economic opportunity can lead to disparities in teen birth rates.


Teen Birth Rate

	Nueces	Texas
Hispanic	31.2	27.9
Black	--	20.3
White	12.7	10.5
Asian	--	1.4

In 2023, the birth rate for Hispanic teens was 2.8 times higher than white teens. This gap decreased to 2.5 times higher in 2024.

NUECES COUNTY TEEN BIRTHS, 2024

Teen Birth Rate per 1,000



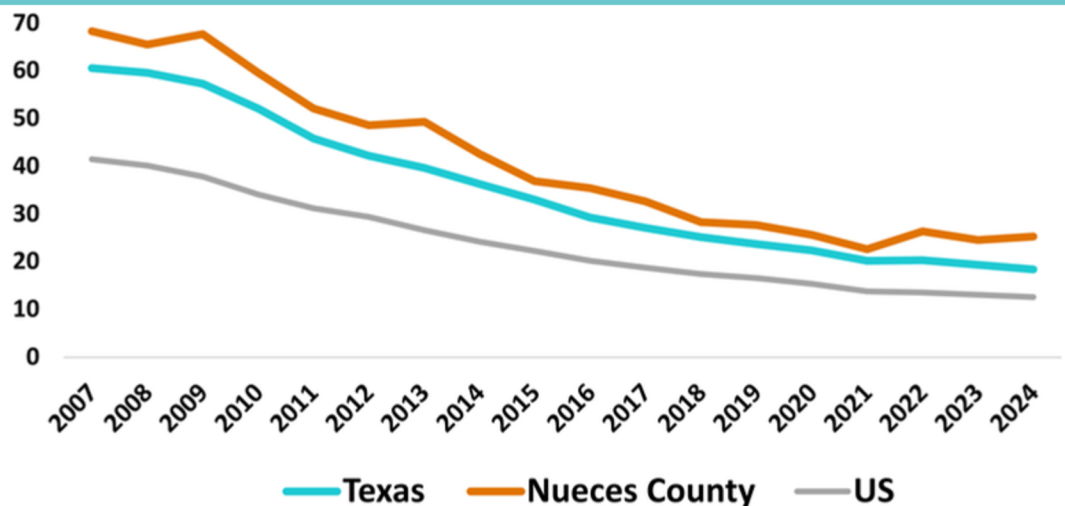
18% of teen births in Nueces County are repeat teen births.

Teen Birth Count

Births to 10-14 year olds:	<10
Births to 15-17 year olds:	86
Births to 18-19 year olds:	217

Total Teen Births (15-19) in 2024: 303

Teen Birth Rate per 1,000 Teens Aged 15-19



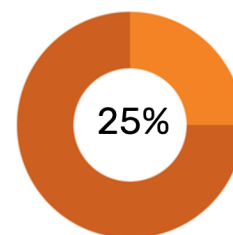
About teen birth in Nueces County

With high levels of child poverty and low rates of health care access, Nueces County has high rates of teen pregnancy.

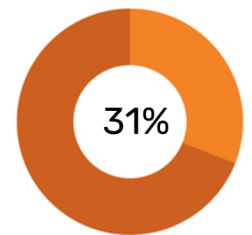
The Nueces County teen birth rate **increased by 3%** in 2024, and now is 37% higher than the Texas rate and more than twice as high as the US rate.

Non-Health Social Factors

Structural issues such as poverty and lack of access to health care can contribute to teen pregnancy rates.



of Nueces County children live in poverty.



of young adults (age 19-26) in Nueces County don't have health insurance.

Health Care Access

In Nueces County there are **50 HTW providers** and **4 FPP providers**.

Healthy Texas Women (HTW) and the Family Planning Program (FPP) are state-funded programs that provide access to birth control, screening and treatment for STIs, screening for breast and cervical cancer, and other preventive health care for low income residents.

There are almost 3,000 HTW providers and more than 200 FPP providers in Texas. To learn more about program eligibility or to find a provider, scan the QR code or visit www.healthytexaswomen.org

Healthy Texas Women & Family Planning Program



Sexually Transmitted Infections

Though teen birth rates have declined in recent years, STIs are increasing among Texas youth. Some increase may be due to better screening, but data suggests actual rates are on the rise. A majority of new STI cases in Texas occur in youth aged 15-24. STI rates may not be accurate if people in a certain county are not able to access medical care to be screened for STIs.

62%

of chlamydia cases in Nueces County occur among youth

Chlamydia

Count of cases in youth: 1,477
Count of cases, all ages: 2,380
Percent increase among youth, 2019 - 2023: -24%

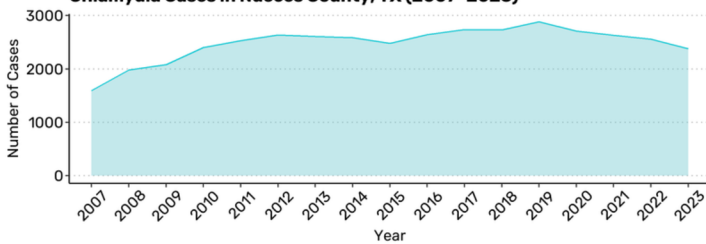
47%

of gonorrhea cases in Nueces County occur among youth

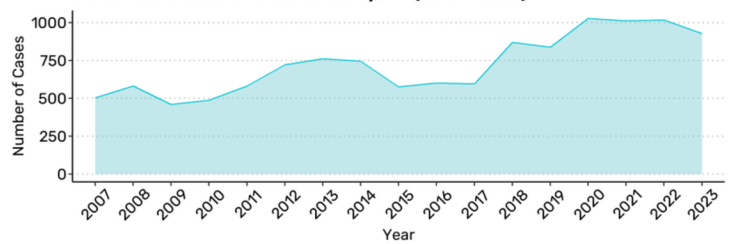
Gonorrhea

Count of cases in youth: 432
Count of cases, all ages: 928
Percent increase among youth, 2019 - 2023: 107%

Chlamydia Cases in Nueces County, TX (2007-2023)



Gonorrhea Cases in Nueces County, TX (2007-2023)



17%

of syphilis cases in Nueces County occur among youth

Syphilis

Count of cases in youth: 72
Count of cases, all ages: 419
Percent increase among youth, 2019 - 2023: 29%

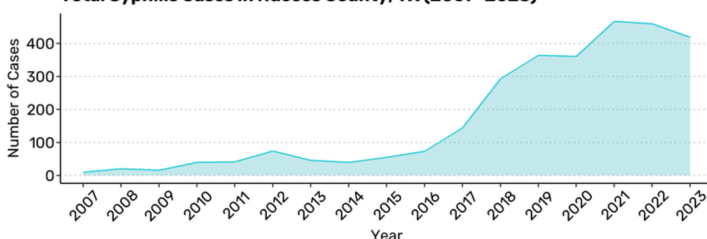
13%

of HIV cases in Nueces County occur among youth

HIV

Count of cases in youth: 6
Count of cases, all ages: 46
Percent increase among youth, 2019 - 2023: -25%

Total Syphilis Cases in Nueces County, TX (2007-2023)



HIV Cases in Nueces County, TX (2007-2023)

