

Smith County Adolescent Health

A baby is born to a teen mom in Smith County every

2 days

Disparities »

Factors such as access to health care, information, and economic opportunity can lead to disparities in teen birth rates.

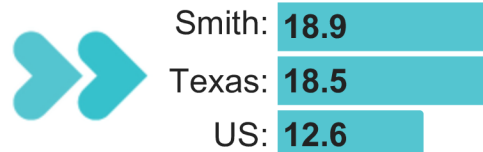
Teen Birth Rate

	Smith	Texas
Hispanic	31.8	27.9
Black	17.0	20.3
White	12.4	10.5
Asian	--	1.4

In 2023, the birth rate for Hispanic teens was 3.9 times higher than white teens. This gap decreased to 2.6 times higher in 2024.

SMITH COUNTY TEEN BIRTHS, 2024

Teen Birth Rate per 1,000



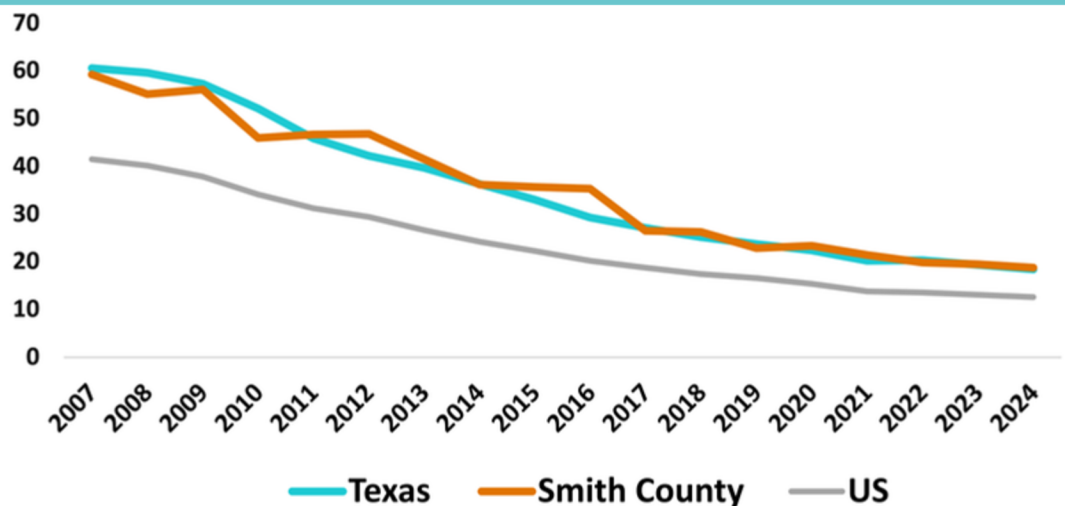
12% of teen births in Smith County are repeat teen births.

Teen Birth Count

Births to 10-14 year olds:	0
Births to 15-17 year olds:	39
Births to 18-19 year olds:	124

Total Teen Births (15-19) in 2024: 163

Teen Birth Rate per 1,000 Teens Aged 15-19



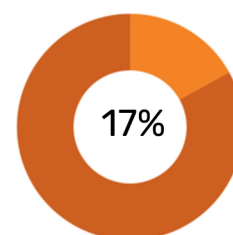
About teen birth in Smith County

The Smith County teen birth rate decreased by 4% in 2024, and now is 2% higher than the Texas rate and 50% higher than the US rate.

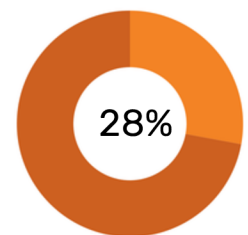
Despite strong declines in the teen birth rate, Smith County has seen increases in STIs including chlamydia, syphilis and gonorrhea in the last five years.

Non-Health Social Factors

Structural issues such as poverty and lack of access to health care can contribute to teen pregnancy rates.



of Smith County children live in poverty.



of young adults (age 19-26) in Smith County don't have health insurance.

Health Care Access

In Smith County there are **47 HTW providers** and **1 FPP provider**.

Healthy Texas Women (HTW) and the Family Planning Program (FPP) are state-funded programs that provide access to birth control, screening and treatment for STIs, screening for breast and cervical cancer, and other preventive health care for low income residents.

There are almost 3,000 HTW providers and more than 200 FPP providers in Texas. To learn more about program eligibility or to find a provider, scan the QR code or visit www.healthytexaswomen.org

Healthy Texas Women & Family Planning Program



Sexually Transmitted Infections

Though teen birth rates have declined in recent years, STIs are increasing among Texas youth. Some increase may be due to better screening, but data suggests actual rates are on the rise. A majority of new STI cases in Texas occur in youth aged 15-24. STI rates may not be accurate if people in a certain county are not able to access medical care to be screened for STIs.

67%

of chlamydia cases in Smith County occur among youth

Chlamydia

Count of cases in youth: 853
Count of cases, all ages: 1270
Percent increase among youth, 2019 - 2023: 37%

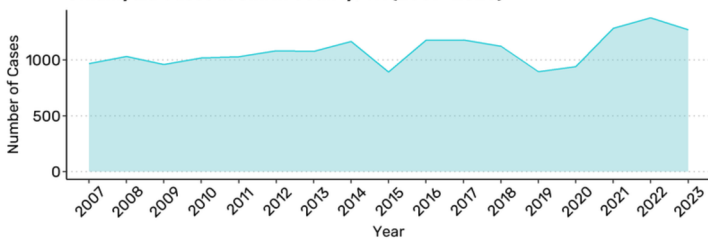
58%

of gonorrhea cases in Smith County occur among youth

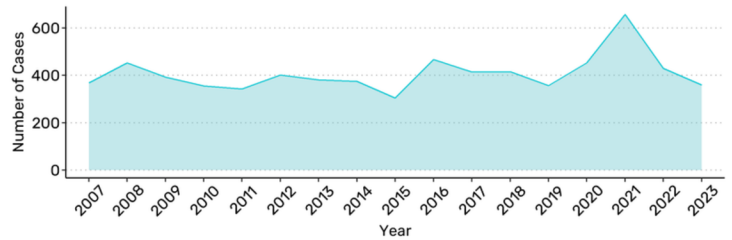
Gonorrhea

Count of cases in youth: 210
Count of cases, all ages: 359
Percent increase among youth, 2019 - 2023: 71%

Chlamydia Cases in Smith County, TX (2007-2023)



Gonorrhea Cases in Smith County, TX (2007-2023)



25%

of syphilis cases in Smith County occur among youth

Syphilis

Count of cases in youth: 35
Count of cases, all ages: 138
Percent increase among youth, 2019 - 2023: 133%

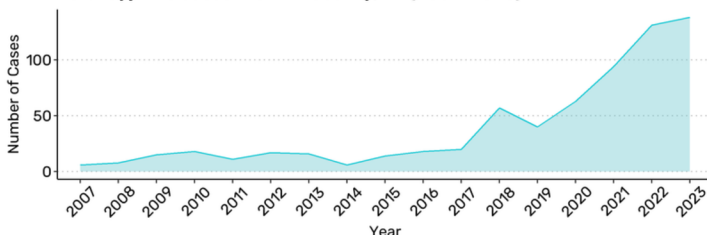
28%

of HIV cases in Smith County occur among youth

HIV

Count of cases in youth: 11
Count of cases, all ages: 39
Percent increase among youth, 2019 - 2023: -8%

Total Syphilis Cases in Smith County, TX (2007-2023)



HIV Cases in Smith County, TX (2007-2023)

