

Tarrant County Adolescent Health

A baby is born to a teen mom in Tarrant County every

7 hours

Disparities »

Factors such as access to health care, information, and economic opportunity can lead to disparities in teen birth rates.

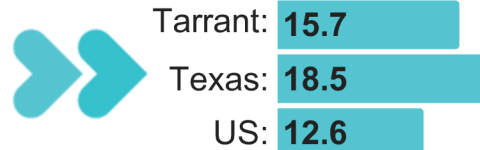
Teen Birth Rate

	Tarrant	Texas
Hispanic	22.5	27.9
Black	19.7	20.3
White	8.6	10.5
Asian	--	1.4

In 2023, the birth rate for Hispanic teens was 3.2 times higher than white teens. This gap decreased to 2.6 times higher in 2024.

TARRANT COUNTY TEEN BIRTHS, 2024

Teen Birth Rate per 1,000



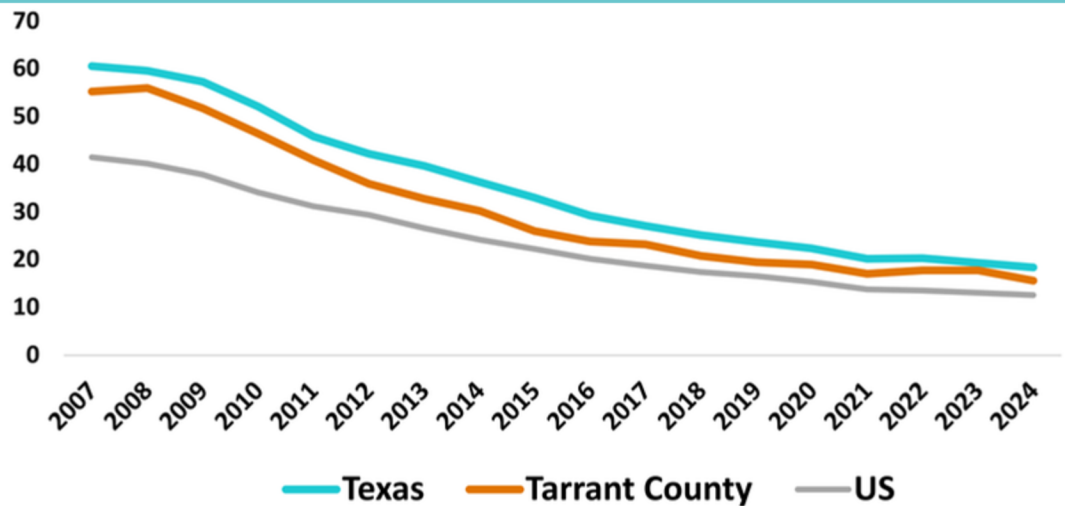
16% of teen births in Tarrant County are repeat teen births.

Teen Birth Count

Births to 10-14 year olds:	14
Births to 15-17 year olds:	323
Births to 18-19 year olds:	941

Total Teen Births (10-19) in 2024: 1,278

Teen Birth Rate per 1,000 Teens Aged 15-19



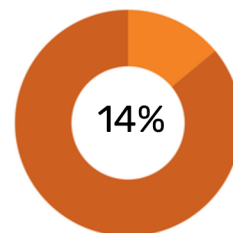
About teen birth in Tarrant County

With lower levels of child poverty and stronger health care access, Tarrant County has a significantly lower teen birth rate than neighboring Dallas County. However, Tarrant County's teen birth rate is more than twice as high as Collin County.

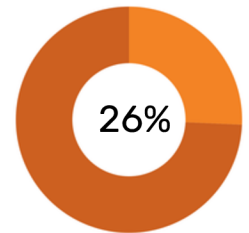
The Tarrant County teen birth rate decreased by 12% in 2024, and now is 15% lower than the Texas rate, but 25% above the US rate.

Non-Health Social Factors

Structural issues such as poverty and lack of access to health care can contribute to teen pregnancy rates.



of Tarrant County children live in poverty.



of young adults (age 19-26) in Tarrant County don't have health insurance.

Health Care Access

In Tarrant County there are **144 HTW providers** and **15 FPP providers**.

Healthy Texas Women (HTW) and the Family Planning Program (FPP) are state-funded programs that provide access to birth control, screening and treatment for STIs, screening for breast and cervical cancer, and other preventive health care for low income residents.

There are almost 3,000 HTW providers and more than 200 FPP providers in Texas. To learn more about program eligibility or to find a provider, scan the QR code or visit www.healthytexaswomen.org

Healthy Texas Women & Family Planning Program



Sexually Transmitted Infections

Though teen birth rates have declined in recent years, STIs are increasing among Texas youth. Some increase may be due to better screening, but data suggests actual rates are on the rise. A majority of new STI cases in Texas occur in youth aged 15-24. STI rates may not be accurate if people in a certain county are not able to access medical care to be screened for STIs.

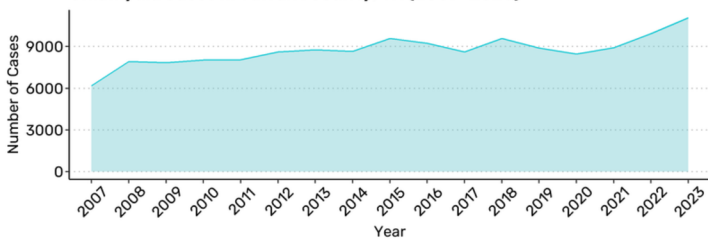
59%

of chlamydia cases in Tarrant County occur among youth

Chlamydia

Count of cases in youth: 6,483
Count of cases, all ages: 11,069
Percent increase among youth, 2019 - 2023: 15%

Chlamydia Cases in Tarrant County, TX (2007-2023)



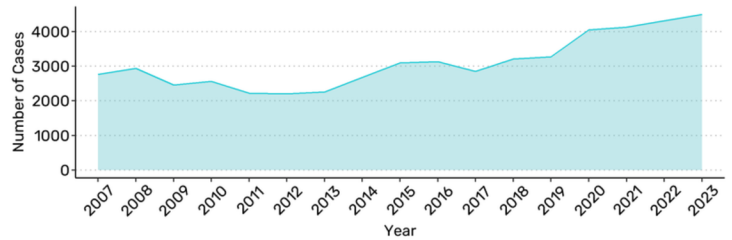
47%

of gonorrhea cases in Tarrant County occur among youth

Gonorrhea

Count of cases in youth: 2,123
Count of cases, all ages: 4,494
Percent increase among youth, 2019 - 2023: 106%

Gonorrhea Cases in Tarrant County, TX (2007-2023)



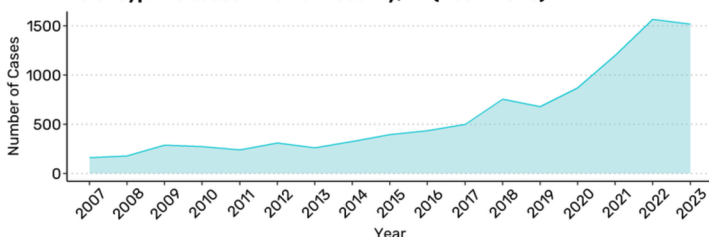
20%

of syphilis cases in Tarrant County occur among youth

Syphilis

Count of cases in youth: 297
Count of cases, all ages: 1,517
Percent increase among youth, 2019 - 2023: 79%

Total Syphilis Cases in Tarrant County, TX (2007-2023)



20%

of HIV cases in Tarrant County occur among youth

HIV

Count of cases in youth: 66
Count of cases, all ages: 336
Percent increase among youth, 2019 - 2023: -15%

HIV Cases in Tarrant County, TX (2007-2023)

