

Texas Adolescent Health

TEXAS TEEN BIRTHS, 2024

Teen Birth Rate per 1,000



Texas: **18.5**

US: **12.6**

Teen Birth Count

Births to 10-14 year olds: **243**

Births to 15-17 year olds: **5,352**

Births to 18-19 year olds: **14,854**

**Total Teen Births
(10-19) in 2024: 20,449**

16% of teen births in Texas are repeat teen births.

A baby is born to a teen mom in Texas every

26 minutes

Disparities »

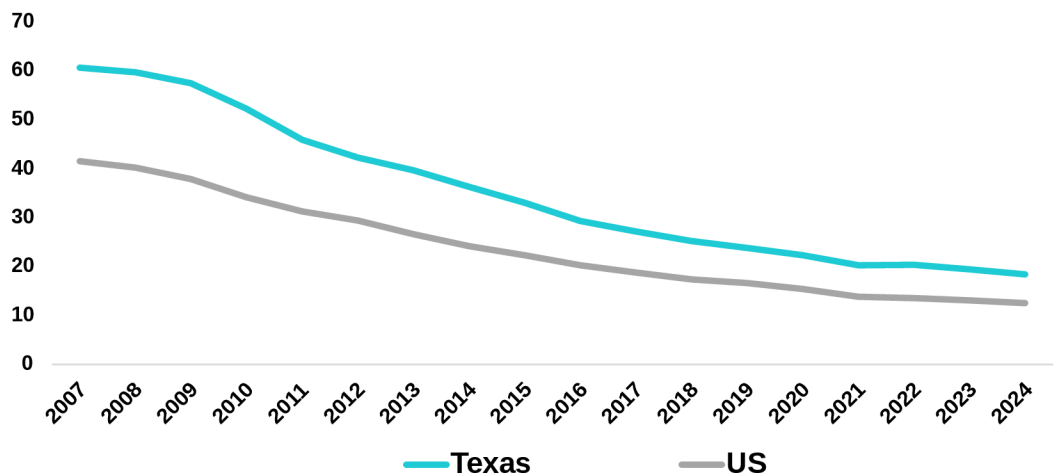
Factors such as access to health care, information, and economic opportunity can lead to disparities in teen birth rates.

Teen Birth Rate

	Texas
Hispanic	26.7
Black	18.4
White	10.1
Asian	1.2

In 2023, the birth rate for Hispanic teens was 2.7 times higher than white teens. This gap remained consistent in 2024.

Teen Birth Rate per 1,000 Teens Aged 15-19



About teen birth in Texas

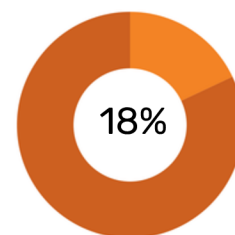
Texas has the 8th highest rate of teen births in the nation, and the highest overall count of teen births. Texas also has the 7th highest rate of repeat teen birth in the nation.

Of the 10 large US counties with the highest teen birth rates, 4 are in Texas – Potter, Ector, Webb, and Midland.

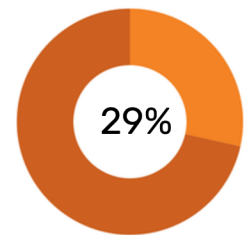
Since 2007, both the US and the Texas teen birth rates have declined by 70%.

Non-Health Social Factors

Structural issues such as poverty and lack of access to health care can contribute to teen pregnancy rates.



of Texas children live in poverty.



of young adults (age 19-26) in Texas don't have health insurance.


Health Care Access

In Texas
there are
2,991 HTW
providers
and **226**
FPP
providers.

Healthy Texas Women (HTW) and the Family Planning Program (FPP) are state-funded programs that provide access to birth control, screening and treatment for STIs, screening for breast and cervical cancer, and other preventive health care for low income residents.

There are almost 3,000 HTW providers and more than 200 FPP providers in Texas. To learn more about program eligibility or to find a provider, scan the QR code or visit www.healthytexaswomen.org

Healthy Texas Women & Family Planning Program



SCAN HERE

Sexually Transmitted Infections

Though teen birth rates have declined in recent years, STIs are increasing among Texas youth. Some increase may be due to better screening, but data suggests actual rates are on the rise. A majority of new STI cases in Texas occur in youth aged 15-24. STI rates may not be accurate if people in a certain county are not able to access medical care to be screened for STIs.

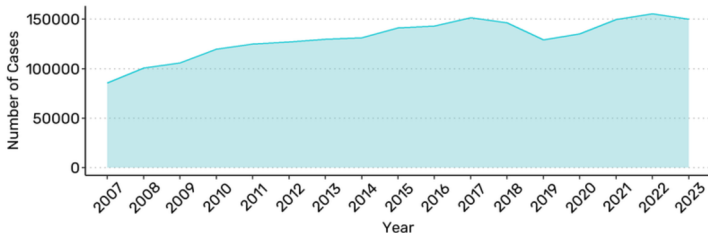
57%

of chlamydia
cases in Texas
occur among
youth

Chlamydia

Count of cases in youth: 85,913
Count of cases, all ages: 150,056
Percent increase among youth,
2019 - 2023: 6%

Chlamydia Cases in Texas (2007-2023)



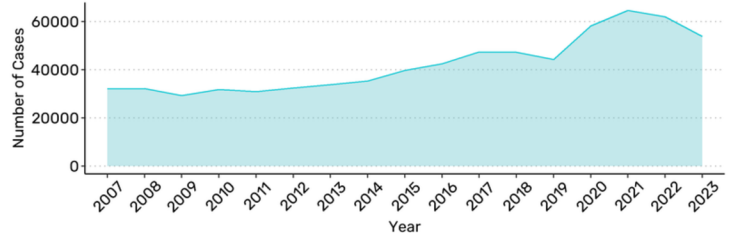
43%

of gonorrhea
cases in Texas
occur among
youth

Gonorrhea

Count of cases in youth: 23,038
Count of cases, all ages: 53,793
Percent increase among youth,
2019 - 2023: 8%

Gonorrhea Cases in Texas (2007-2023)



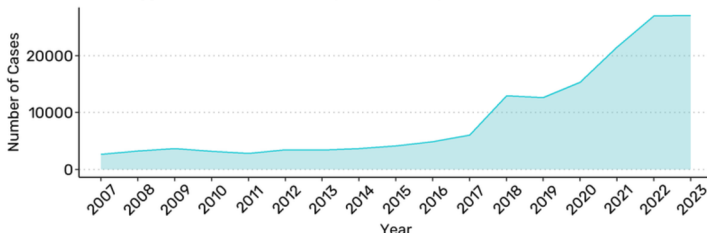
19%

of syphilis cases
in Texas occur
among youth

Syphilis

Count of cases in youth: 5,061
Count of cases, all ages: 26,155
Percent increase among youth,
2019 - 2023: 75%

Total Syphilis Cases in Texas (2007-2023)



21%

of HIV cases in
Texas occur
among youth

HIV

Count of cases in youth: 1,075
Count of cases, all ages: 5,075
Percent increase among youth,
2019 - 2023: 4%

HIV Cases in Texas (2007-2023)

