

Tom Green County Adolescent Health

A baby is born to a teen mom in Tom Green County every

4 days

Disparities »

Factors such as access to health care, information, and economic opportunity can lead to disparities in teen birth rates.

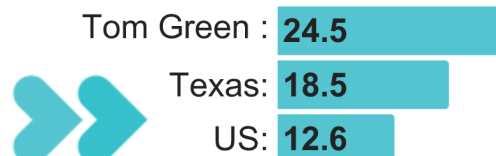
Teen Birth Rate

	Tom Green	Texas
Hispanic	33.8	27.9
Black		20.3
White	18.5	10.5
Asian	--	1.4

In 2023, the birth rate for Hispanic teens was 1.6 times higher than white teens. This gap increased to 1.8 times higher in 2024.

TOM GREEN COUNTY TEEN BIRTHS, 2024

Teen Birth Rate per 1,000



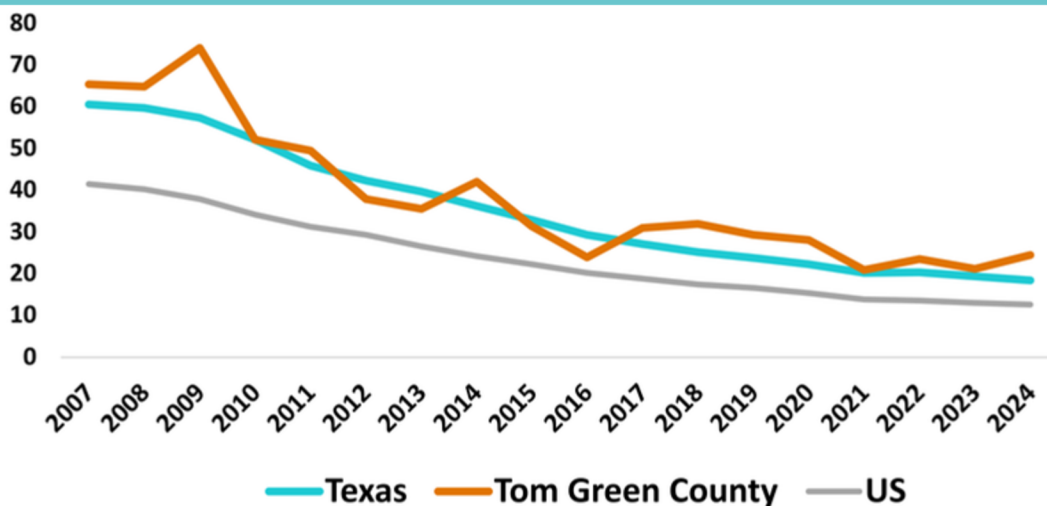
17% of teen births in Tom Green County are repeat teen births.

Teen Birth Count

Births to 10-14 year olds:	<10
Births to 15-17 year olds:	26
Births to 18-19 year olds:	77

Total Teen Births (15-19) in 2024: 103

Teen Birth Rate per 1,000 Teens Aged 15-19



About teen birth in Tom Green County

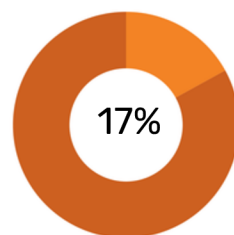
The teen birth rate in Tom Green County increased by 15% in 2024, and now is 33% higher than the Texas rate and nearly twice as high as the US rate.

Since 2007, the Tom Green County teen birth rate has decreased by 65%, a slightly slower decline than the state as a whole.

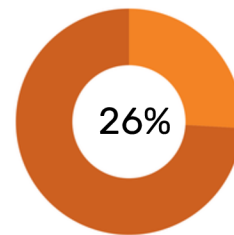
Despite declines in the teen birth rate, counts of STIs including syphilis and gonorrhea have increased sharply in the last five years.

Non-Health Social Factors

Structural issues such as poverty and lack of access to health care can contribute to teen pregnancy rates.



of Tom Green County children live in poverty.



of young adults (age 19-26) in Tom Green County don't have health insurance.

Health Care Access

In Tom Green County there are 10 HTW providers and 0 FPP providers.

Healthy Texas Women (HTW) and the Family Planning Program (FPP) are state-funded programs that provide access to birth control, screening and treatment for STIs, screening for breast and cervical cancer, and other preventive health care for low income residents.

There are almost 3,000 HTW providers and more than 200 FPP providers in Texas. To learn more about program eligibility or to find a provider, scan the QR code or visit www.healthytexaswomen.org

Healthy Texas Women & Family Planning Program



Sexually Transmitted Infections

Though teen birth rates have declined in recent years, STIs are increasing among Texas youth. Some increase may be due to better screening, but data suggests actual rates are on the rise. A majority of new STI cases in Texas occur in youth aged 15-24. STI rates may not be accurate if people in a certain county are not able to access medical care to be screened for STIs.

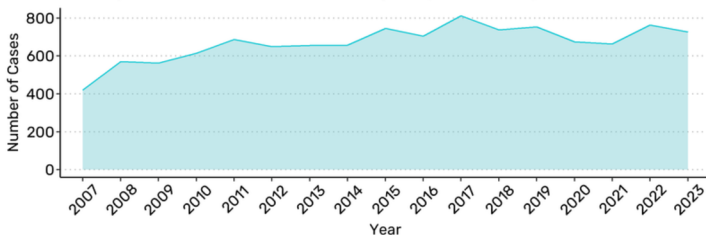
61%

of chlamydia cases in Tom Green County occur among youth

Chlamydia

Count of cases in youth: 445
Count of cases, all ages: 727
Percent increase among youth, 2019 - 2023: -16%

Chlamydia Cases in Tom Green County, TX (2007-2023)



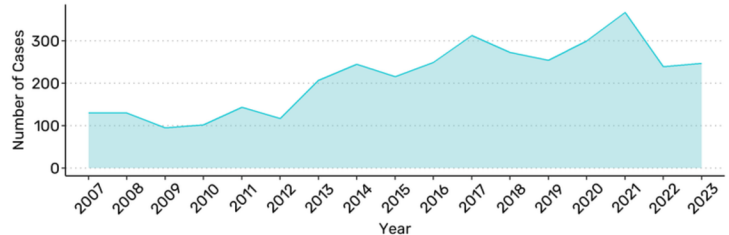
36%

of gonorrhea cases in Tom Green County occur among youth

Gonorrhea

Count of cases in youth: 88
Count of cases, all ages: 247
Percent increase among youth, 2019 - 2023: 31%

Gonorrhea Cases in Tom Green County, TX (2007-2023)



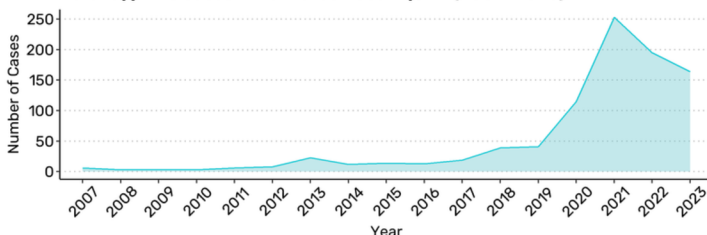
20%

of syphilis cases in Tom Green County occur among youth

Syphilis

Count of cases in youth: 33
Count of cases, all ages: 164
Percent increase among youth, 2019 - 2023: 450%

Total Syphilis Cases in Tom Green County, TX (2007-2023)



--

of HIV cases in Tom Green County occur among youth

HIV

Count of cases in youth: --
Count of cases, all ages: 31
Percent increase among youth, 2019 - 2023: --

HIV Cases in Tom Green County, TX (2007-2023)

