

Travis County Adolescent Health

A baby is born to a teen mom in Travis County every

12 hours

Disparities »

Factors such as access to health care, information, and economic opportunity can lead to disparities in teen birth rates.

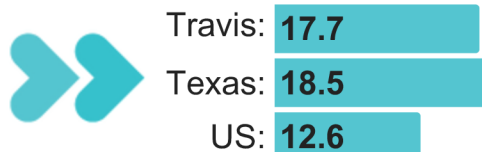
Teen Birth Rate

	Travis	Texas
Hispanic	37.5	27.9
Black	17.5	20.3
White	2.5	10.5
Asian	--	1.4

In 2023, the birth rate for Hispanic teens was 17.9 times higher than white teens. This gap decreased to 15 times higher in 2024.

TRAVIS COUNTY TEEN BIRTHS, 2024

Teen Birth Rate per 1,000



19%

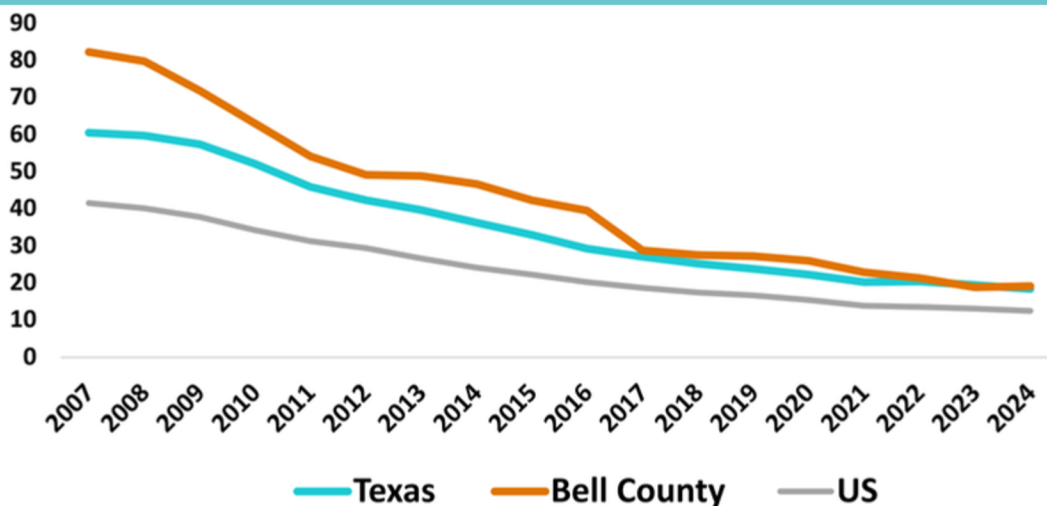
of teen births in Travis County are repeat teen births.

Teen Birth Count

Births to 10-14 year olds:	10
Births to 15-17 year olds:	211
Births to 18-19 year olds:	501

Total Teen Births (10-19) in 2024: 722

Teen Birth Rate per 1,000 Teens Aged 15-19



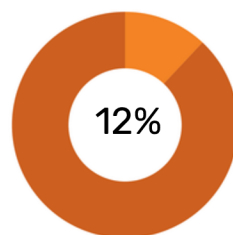
About teen birth in Travis County

The Travis County teen birth rate decreased by 1% in 2024, and now is 4% lower than the Texas rate but 41% above the US rate.

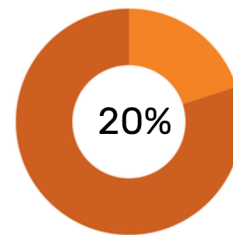
Travis County has the **largest teen birth disparities in the state**. Hispanic teens in Travis County give birth at a rate 15 times as high as their white peers. The birth rate for white teens is less than a quarter of the state average, but the birth rate for Hispanic teens is 26% higher than the state average.

Non-Health Social Factors

Structural issues such as poverty and lack of access to health care can contribute to teen pregnancy rates.



of Travis County children live in poverty.



of young adults (age 19-26) in Travis County don't have health insurance.

Health Care Access

In Travis County there are **104 HTW providers** and **20 FPP providers**.

Healthy Texas Women (HTW) and the Family Planning Program (FPP) are state-funded programs that provide access to birth control, screening and treatment for STIs, screening for breast and cervical cancer, and other preventive health care for low income residents.

There are almost 3,000 HTW providers and more than 200 FPP providers in Texas. To learn more about program eligibility or to find a provider, scan the QR code or visit www.healthytexaswomen.org

Healthy Texas Women & Family Planning Program



Sexually Transmitted Infections

Though teen birth rates have declined in recent years, STIs are increasing among Texas youth. Some increase may be due to better screening, but data suggests actual rates are on the rise. A majority of new STI cases in Texas occur in youth aged 15-24. STI rates may not be accurate if people in a certain county are not able to access medical care to be screened for STIs.

44%

of chlamydia cases in Travis County occur among youth

Chlamydia

Count of cases in youth: 4,019
Count of cases, all ages: 9,100
Percent increase among youth, 2019 - 2023: -3%

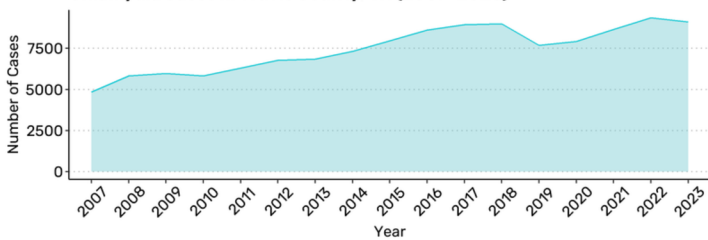
28%

of gonorrhea cases in Travis County occur among youth

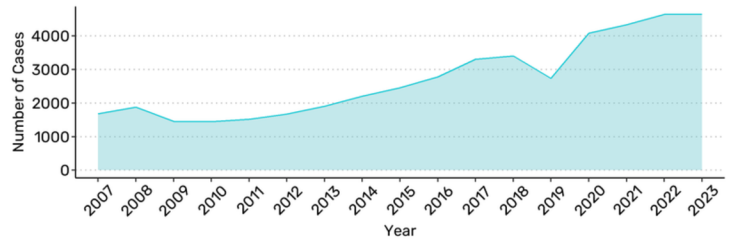
Gonorrhea

Count of cases in youth: 1,310
Count of cases, all ages: 4,644
Percent increase among youth, 2019 - 2023: 96%

Chlamydia Cases in Travis County, TX (2007-2023)



Gonorrhea Cases in Travis County, TX (2007-2023)



16%

of syphilis cases in Travis County occur among youth

Syphilis

Count of cases in youth: 236
Count of cases, all ages: 1,501
Percent increase among youth, 2019 - 2023: 55%

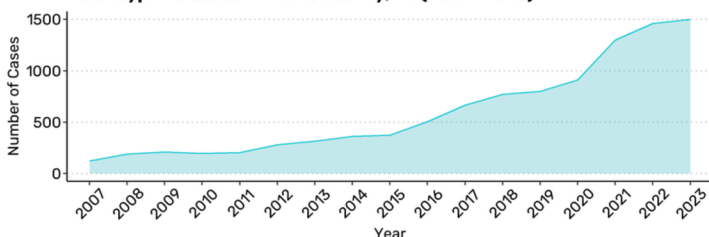
17%

of HIV cases in Travis County occur among youth

HIV

Count of cases in youth: 36
Count of cases, all ages: 209
Percent increase among youth, 2019 - 2023: 9%

Total Syphilis Cases in Travis County, TX (2007-2023)



HIV Cases in Travis County, TX (2007-2023)

