

Webb County Adolescent Health

A baby is born to a teen mom in Webb County every

22 hours

Disparities »

Factors such as access to health care, information, and economic opportunity can lead to disparities in teen birth rates.

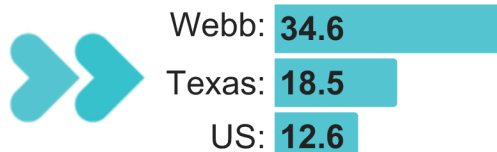
Teen Birth Rate

	Webb	Texas
Hispanic	36.3	27.9
Black	--	20.3
White	--	10.5
Asian	--	1.4

99% of teen births in Webb County occur among Hispanic teens.

WEBB COUNTY TEEN BIRTHS, 2024

Teen Birth Rate per 1,000



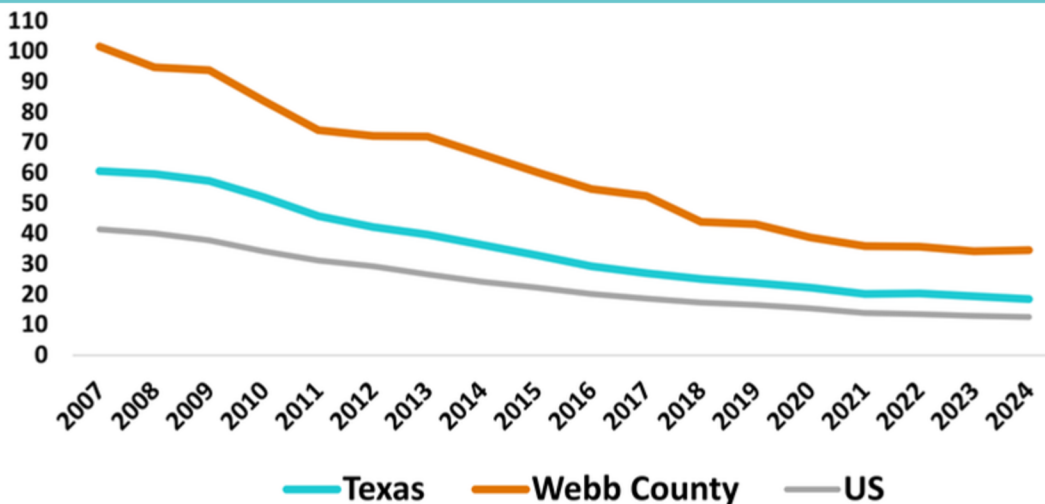
21% of teen births in Webb County are repeat teen births.

Teen Birth Count

Births to 10-14 year olds:	<10
Births to 15-17 year olds:	121
Births to 18-19 year olds:	282

Total Teen Births (15-19) in 2024: 403

Teen Birth Rate per 1,000 Teens Aged 15-19



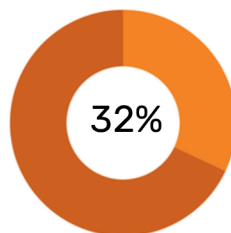
About teen birth in Webb County

With high rates of child poverty and low rates of health care access, Webb County has the **fourth highest teen birth rate** of all US counties with a population above 100,000.

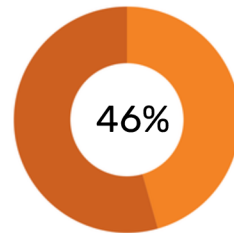
The Webb County teen birth rate decreased by 10% in 2024, but still is 88% higher than the Texas rate and nearly three times as high as the US rate.

Non-Health Social Factors

Structural issues such as poverty and lack of access to health care can contribute to teen pregnancy rates.



of Webb County children live in poverty.



of young adults (age 19-26) in Webb County don't have health insurance.


Health Care Access

In Webb County there are **36 HTW providers** and **2 FPP providers**.

Healthy Texas Women (HTW) and the Family Planning Program (FPP) are state-funded programs that provide access to birth control, screening and treatment for STIs, screening for breast and cervical cancer, and other preventive health care for low income residents.

There are almost 3,000 HTW providers and more than 200 FPP providers in Texas. To learn more about program eligibility or to find a provider, scan the QR code or visit www.healthytexaswomen.org

Healthy Texas Women & Family Planning Program



SCAN HERE

Sexually Transmitted Infections

Though teen birth rates have declined in recent years, STIs are increasing among Texas youth. Some increase may be due to better screening, but data suggests actual rates are on the rise. A majority of new STI cases in Texas occur in youth aged 15-24. STI rates may not be accurate if people in a certain county are not able to access medical care to be screened for STIs.

62%

of chlamydia cases in Webb County occur among youth

Chlamydia

Count of cases in youth: 789
Count of cases, all ages: 1276
Percent increase among youth, 2019 - 2023: 6%

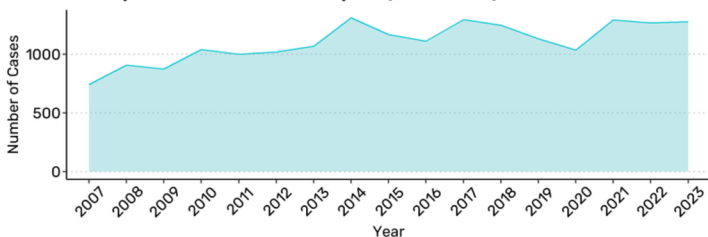
66%

of gonorrhea cases in Webb County occur among youth

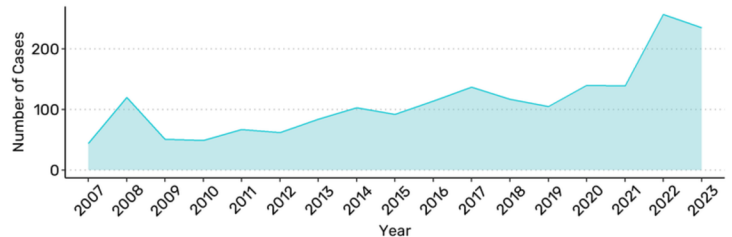
Gonorrhea

Count of cases in youth: 156
Count of cases, all ages: 235
Percent increase among youth, 2019 - 2023: 333%

Chlamydia Cases in Webb County, TX (2007-2023)



Gonorrhea Cases in Webb County, TX (2007-2023)



28%

of syphilis cases in Webb County occur among youth

Syphilis

Count of cases in youth: 70
Count of cases, all ages: 249
Percent increase among youth, 2019 - 2023: 250%

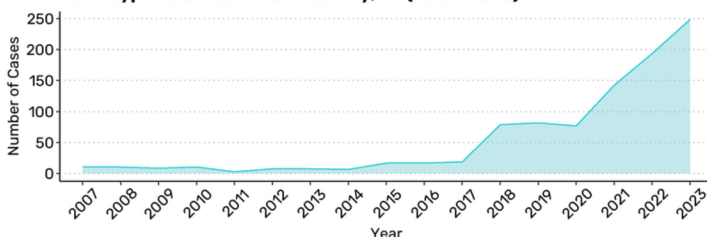
--

of HIV cases in Webb County occur among youth

HIV

Count of cases in youth: --
Count of cases, all ages: 36
Percent increase among youth, 2019 - 2023: --

Total Syphilis Cases in Webb County, TX (2007-2023)



HIV Cases in Webb County, TX (2007-2023)

