

Wichita County Adolescent Health

A baby is born to a teen mom in Wichita County every

3 days

Disparities »

Factors such as access to health care, information, and economic opportunity can lead to disparities in teen birth rates.

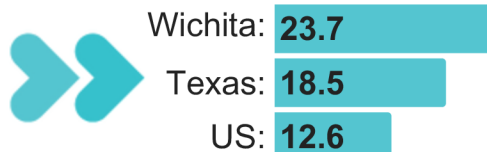
Teen Birth Rate

	Wichita	Texas
Hispanic	44.0	27.9
Black	--	20.3
White	17.8	10.5
Asian	--	1.4

In 2023, the birth rate for Hispanic teens was 3.2 times higher than white teens. This gap decreased to 2.5 times higher in 2024.

WICHITA COUNTY TEEN BIRTHS, 2024

Teen Birth Rate per 1,000



17%

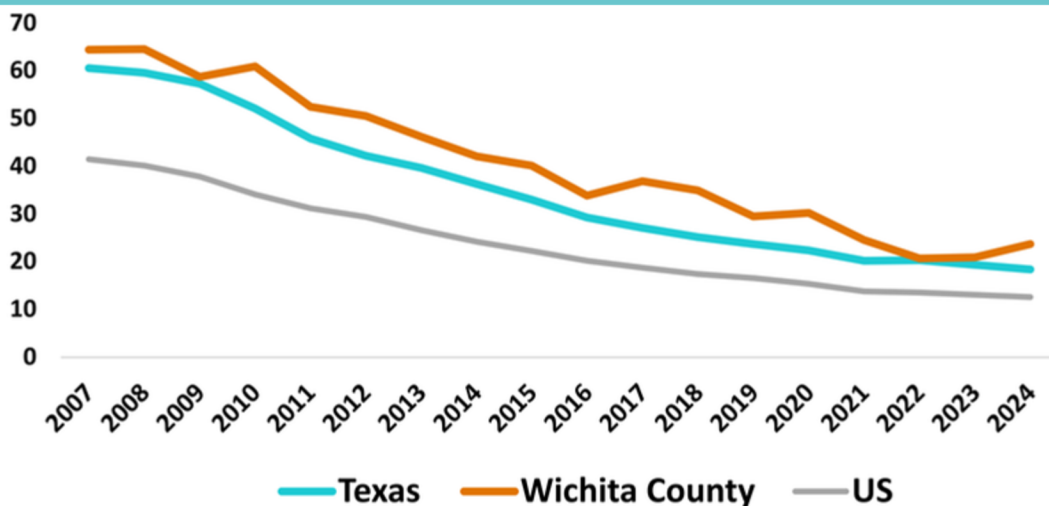
of teen births in Wichita County are repeat teen births.

Teen Birth Count

Births to 10-14 year olds:	<10
Births to 15-17 year olds:	26
Births to 18-19 year olds:	81

Total Teen Births (15-19) in 2024: 107

Teen Birth Rate per 1,000 Teens Aged 15-19



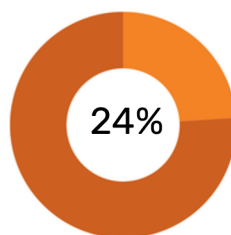
About teen birth in Wichita County

After several years of decline, the Wichita County teen birth rate increased by 13% in 2024, and now is 28% higher than the Texas rate and 88% higher than the US rate.

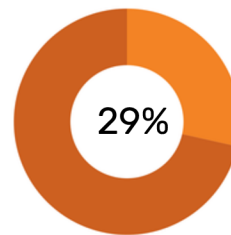
In Wichita County, the birth rate for both Hispanic and white teens is significantly higher than the state average.

Non-Health Social Factors

Structural issues such as poverty and lack of access to health care can contribute to teen pregnancy rates.



of Wichita County children live in poverty.



of young adults (age 19-26) in Wichita County don't have health insurance.

Health Care Access

In Wichita County there are **23 HTW providers** and **0 FPP providers**.

Healthy Texas Women (HTW) and the Family Planning Program (FPP) are state-funded programs that provide access to birth control, screening and treatment for STIs, screening for breast and cervical cancer, and other preventive health care for low income residents.

There are almost 3,000 HTW providers and more than 200 FPP providers in Texas. To learn more about program eligibility or to find a provider, scan the QR code or visit www.healthytexaswomen.org

Healthy Texas Women & Family Planning Program



Sexually Transmitted Infections

Though teen birth rates have declined in recent years, STIs are increasing among Texas youth. Some increase may be due to better screening, but data suggests actual rates are on the rise. A majority of new STI cases in Texas occur in youth aged 15-24. STI rates may not be accurate if people in a certain county are not able to access medical care to be screened for STIs.

62%

of chlamydia cases in Wichita County occur among youth

Chlamydia

Count of cases in youth: 298
Count of cases, all ages: 477
Percent increase among youth, 2019 - 2023: -13%

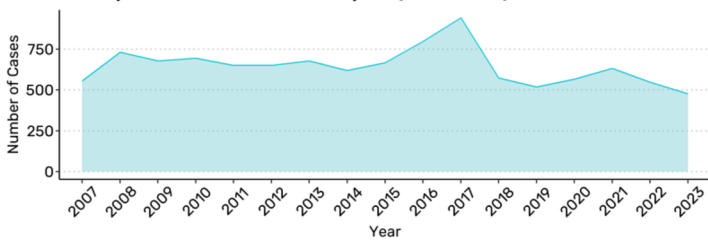
51%

of gonorrhea cases in Wichita County occur among youth

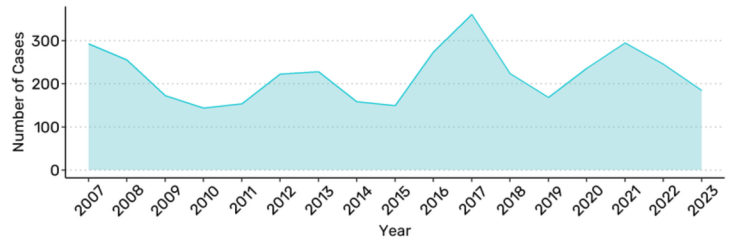
Gonorrhea

Count of cases in youth: 94
Count of cases, all ages: 185
Percent increase among youth, 2019 - 2023: 92%

Chlamydia Cases in Wichita County, TX (2007-2023)



Gonorrhea Cases in Wichita County, TX (2007-2023)



14%

of syphilis cases in Wichita County occur among youth

Syphilis

Count of cases in youth: 15
Count of cases, all ages: 109
Percent increase among youth, 2019 - 2023: 36%

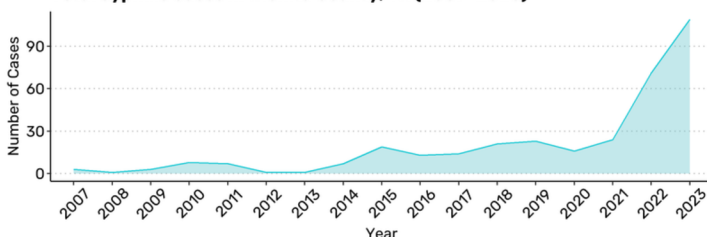
--

of HIV cases in Wichita County occur among youth

HIV

Count of cases in youth: --
Count of cases, all ages: 7
Percent increase among youth, 2019 - 2023: --

Total Syphilis Cases in Wichita County, TX (2007-2023)



HIV Cases in Wichita County, TX (2007-2023)

