



# Bell County Adolescent Health

A baby is born to a teen mom in Bell County every **30 hours**.

## Disparities >>

Factors such as access to health care, information, and economic opportunity can lead to disparities in teen birth rates.

### Teen Birth Rate

	Bell	Texas
Hispanic	29.8	28.2
Black	29.9	22.3
White	16.0	11.7
Asian	--	1.5

In 2021, the Bell County birth rate for Hispanic teens was **1.9 times higher** than the rate for white teens.

## BELL COUNTY TEEN BIRTHS, 2021

### Teen Birth Rate per 1,000



Bell: **23.1**  
Texas: **20.3**  
US: **13.9**

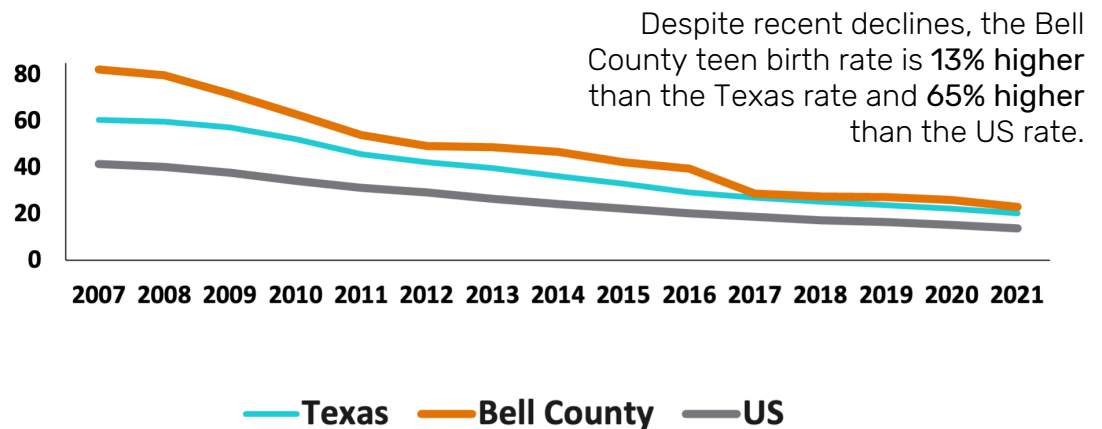
### Teen Birth Count

Births to 10-14 year olds: **<10**  
Births to 15-17 year olds: **48**  
Births to 18-19 year olds: **248**

**14%** of teen births in Bell County are repeat births.

**Total Teen Births (15-19) in Bell County, 2021: 296**

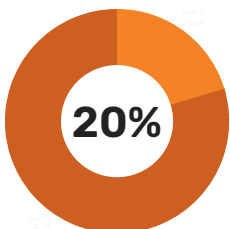
## Teen Birth Rate per 1,000 Teens Aged 15-19



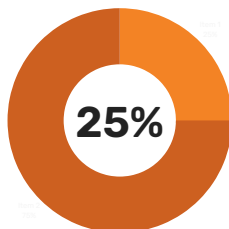
## Non-Health Social Factors

Structural issues such as poverty and lack of access to health care can contribute to teen pregnancy rates.

### Children Living in Poverty



### Young Adults (19-26) Without Health Insurance



## Sexually Transmitted Infections

Though teen pregnancy rates are declining, STIs are increasing among Texas youth. Some increase may be due to better screening, but data suggests actual rates are on the rise.

### Reported STI Cases & Rates, Youth 15-24, Bell County

	Count of new cases, 2020	Change from 2009	County rate compared to TX
HIV	10	-33%	-34%
Chlamydia	2,089	-13%	+79%
Gonorrhea	783	+3%	+102%