



# Brazoria County Adolescent Health

## BRAZORIA COUNTY TEEN BIRTHS, 2021

A baby is born to a teen mom in Brazoria County every **44 hours**.

### Disparities >>

Factors such as access to health care, information, and economic opportunity can lead to disparities in teen birth rates.

#### Teen Birth Rate

	Brazoria	Texas
Hispanic	21.7	28.2
Black	8.8	22.3
White	14.7	11.7
Asian	--	1.5

In 2021, the Brazoria County birth rate for Hispanic teens was **1.5 times higher** than the rate for white teens.

### Teen Birth Rate per 1,000



Brazoria: **15.7**  
Texas: **20.3**  
US: **13.9**

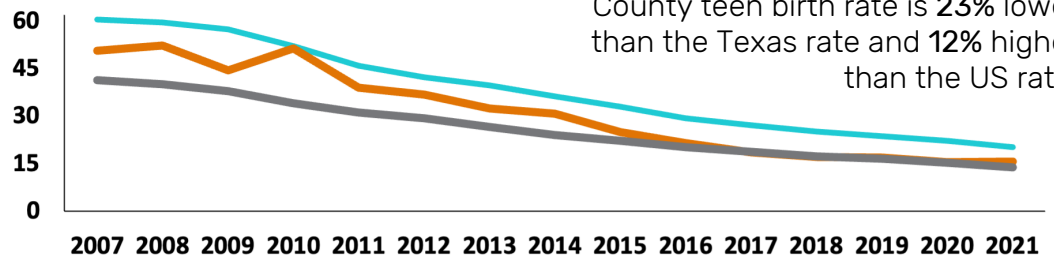
### Teen Birth Count

Births to 10-14 year olds: **<10**  
Births to 15-17 year olds: **42**  
Births to 18-19 year olds: **159**

**10%** of teen births in Brazoria County are repeat births.

**Total Teen Births (10-19) in Brazoria County, 2021: 201**

## Teen Birth Rate per 1,000 Teens Aged 15-19



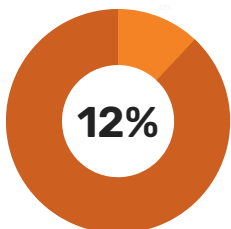
Despite recent declines, the Brazoria County teen birth rate is **23% lower** than the Texas rate and **12% higher** than the US rate.

— Texas — Brazoria County — US

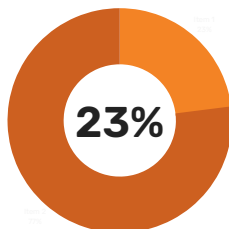
## Non-Health Social Factors

Structural issues such as poverty and lack of access to health care can contribute to teen pregnancy rates.

Children Living in Poverty



Young Adults (19-26) Without Health Insurance



## Sexually Transmitted Infections

Though teen pregnancy rates are declining, STIs are increasing among Texas youth. Some increase may be due to better screening, but data suggests actual rates are on the rise.

### Reported STI Cases & Rates, Youth 15-24, Brazoria County

	Count of new cases, 2020	Change from 2009	County rate compared to TX
HIV	<10	<b>-25%</b>	-52%
Chlamydia	929	<b>+61%</b>	-4%
Gonorrhea	290	<b>+209%</b>	-10%