



# Galveston County Adolescent Health

## GALVESTON COUNTY TEEN BIRTHS, 2021

### Teen Birth Rate per 1,000



Galveston: **14.0**  
Texas: **20.3**  
US: **13.9**

### Teen Birth Count

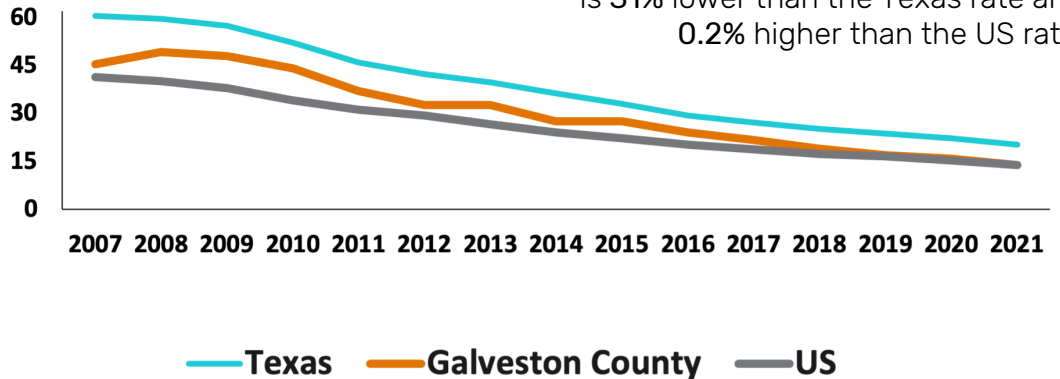
Births to 10-14 year olds: **<10**  
Births to 15-17 year olds: **44**  
Births to 18-19 year olds: **121**

**15%** of teen births in Galveston County are repeat births.

**Total Teen Births (15-19) in Galveston County, 2021: 165**

## Teen Birth Rate per 1,000 Teens Aged 15-19

The Galveston County teen birth rate is **31% lower** than the Texas rate and **0.2% higher** than the US rate.



A baby is born to a teen mom in Galveston County every **2 days**.

### Disparities >>

Factors such as access to health care, information, and economic opportunity can lead to disparities in teen birth rates.

### Teen Birth Rate

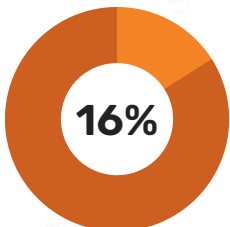
	Galveston	Texas
Hispanic	18.4	28.2
Black	24.7	22.3
White	8.9	11.7
Asian	--	1.5

In 2021, the Galveston County birth rate for Hispanic teens was **2.1 times higher** than the rate for white teens.

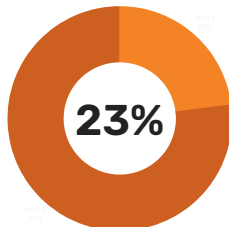
## Non-Health Social Factors

Structural issues such as poverty and lack of access to health care can contribute to teen pregnancy rates.

Children Living in Poverty



Young Adults (19-26) Without Health Insurance



## Sexually Transmitted Infections

Though teen pregnancy rates are declining, STIs are increasing among Texas youth. Some increase may be due to better screening, but data suggests actual rates are on the rise.

### Reported STI Cases & Rates, Youth 15-24, Galveston County

	Count of new cases, 2020	Change from 2009	County rate compared to TX
HIV	11	-15%	-6%
Chlamydia	971	+29%	+7%
Gonorrhea	339	+97%	+13%