



# Gregg County Adolescent Health

## GREGG COUNTY TEEN BIRTHS, 2021

A baby is born to a teen mom in Gregg County every **3 days**.

### Disparities >>

Factors such as access to health care, information, and economic opportunity can lead to disparities in teen birth rates.

#### Teen Birth Rate

	Gregg	Texas
Hispanic	37.4	28.2
Black	31.6	22.3
White	29.2	11.7
Asian	--	1.5

In 2021, the Gregg County birth rate for Hispanic teens was **1.3 times higher** than the rate for white teens.

### Teen Birth Rate per 1,000



Gregg: **32.1**  
Texas: **20.3**  
US: **13.9**

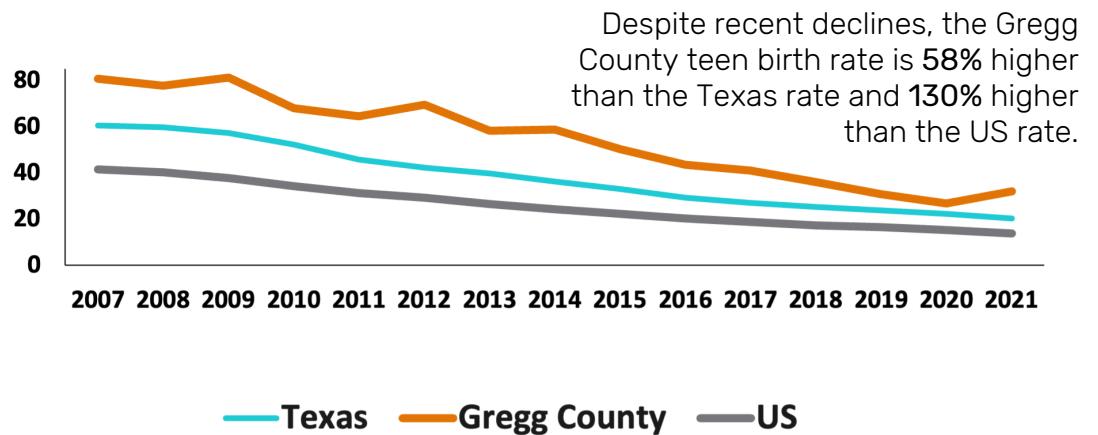
### Teen Birth Count

Births to 10-14 year olds: **<10**  
Births to 15-17 year olds: **26**  
Births to 18-19 year olds: **110**

**14%** of teen births in Gregg County are repeat births.

**Total Teen Births (10-19) in Gregg County, 2021: 136**

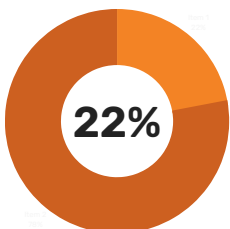
## Teen Birth Rate per 1,000 Teens Aged 15-19



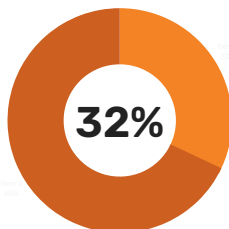
## Non-Health Social Factors

Structural issues such as poverty and lack of access to health care can contribute to teen pregnancy rates.

### Children Living in Poverty



### Young Adults (19-26) Without Health Insurance



## Sexually Transmitted Infections

Though teen pregnancy rates are declining, STIs are increasing among Texas youth. Some increase may be due to better screening, but data suggests actual rates are on the rise.

### Reported STI Cases & Rates, Youth 15-24, Gregg County

	Count of new cases, 2020	Change from 2009	County rate compared to TX
HIV	<10	-50%	+11%
Chlamydia	507	-14%	+46%
Gonorrhea	152	-35%	+32%