



# Jefferson County Adolescent Health

## JEFFERSON COUNTY TEEN BIRTHS, 2021

A baby is born to a teen mom in Jefferson County every **38 hours**.

### Disparities >>

Factors such as access to health care, information, and economic opportunity can lead to disparities in teen birth rates.

#### Teen Birth Rate

	Jefferson	Texas
Hispanic	38.2	28.2
Black	33.2	22.3
White	19.9	11.7
Asian	--	1.5

In 2021, the Jefferson County birth rate for Hispanic teens was **1.9 times higher** than the rate for white teens.

### Teen Birth Rate per 1,000



Jefferson: **28.0**  
Texas: **20.3**  
US: **13.9**

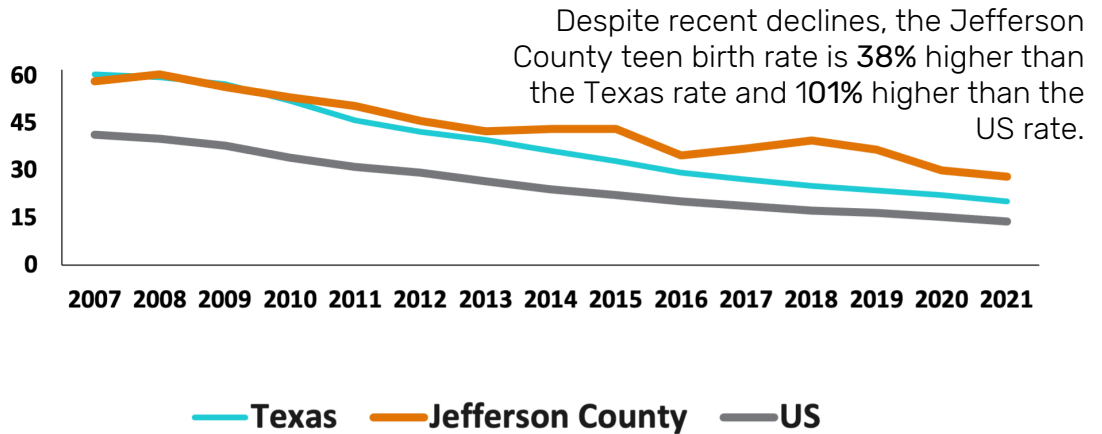
**13%** of teen births in Jefferson County are repeat births.

### Teen Birth Count

Births to 10-14 year olds: **<10**  
Births to 15-17 year olds: **68**  
Births to 18-19 year olds: **162**

**Total Teen Births (15-19) in Jefferson County, 2021: 230**

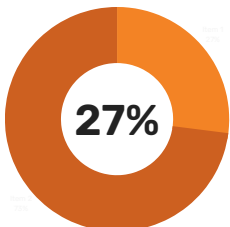
## Teen Birth Rate per 1,000 Teens Aged 15-19



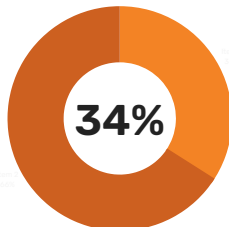
## Non-Health Social Factors

Structural issues such as poverty and lack of access to health care can contribute to teen pregnancy rates.

Children Living in Poverty



Young Adults (19-26) Without Health Insurance



## Sexually Transmitted Infections

Though teen pregnancy rates are declining, STIs are increasing among Texas youth. Some increase may be due to better screening, but data suggests actual rates are on the rise.

### Reported STI Cases & Rates, Youth 15-24, Jefferson County

	Count of new cases, 2020	Change from 2009	County rate compared to TX
HIV	10	-38%	+13%
Chlamydia	1,037	+22%	+52%
Gonorrhea	357	+5%	+57%