



Nueces County Adolescent Health

NUECES COUNTY TEEN BIRTHS, 2021

Teen Birth Rate per 1,000



Nueces: **22.7**
Texas: **20.3**
US: **13.9**

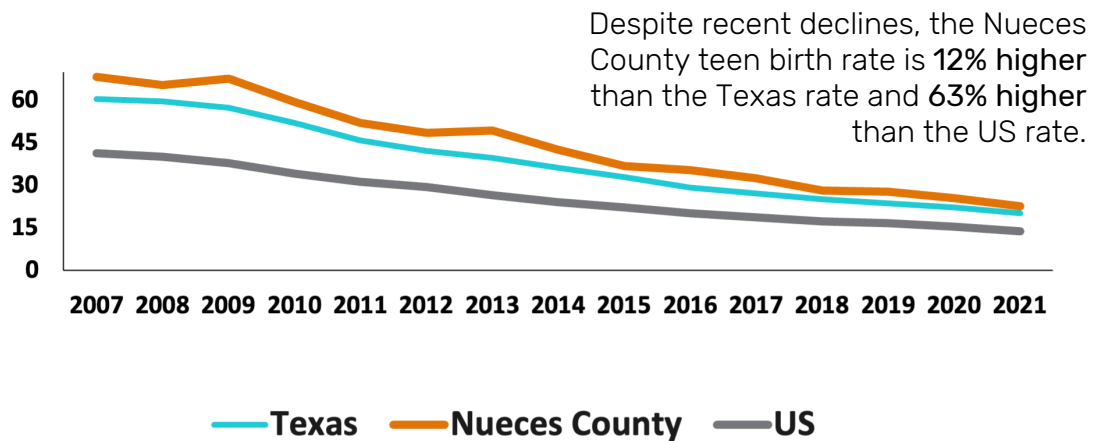
Teen Birth Count

Births to 10-14 year olds: **<10**
Births to 15-17 year olds: **73**
Births to 18-19 year olds: **203**

18% of teen births in Nueces County are repeat births.

Total Teen Births (15-19) in Nueces County, 2021: 276

Teen Birth Rate per 1,000 Teens Aged 15-19



A baby is born to a teen mom in Nueces County every **32 hours**.

Disparities >>

Factors such as access to health care, information, and economic opportunity can lead to disparities in teen birth rates.

Teen Birth Rate

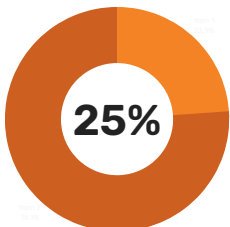
	Nueces	Texas
Hispanic	28.0	28.2
Black	--	22.3
White	12.1	11.7
Asian	--	1.5

In 2021, the Nueces County birth rate for Hispanic teens was **2.3 times higher** than the rate for white teens.

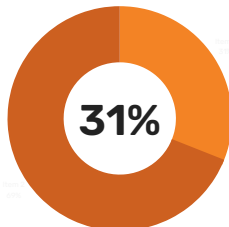
Non-Health Social Factors

Structural issues such as poverty and lack of access to health care can contribute to teen pregnancy rates.

Children Living in Poverty



Young Adults (19-26) Without Health Insurance



Sexually Transmitted Infections

Though teen pregnancy rates are declining, STIs are increasing among Texas youth. Some increase may be due to better screening, but data suggests actual rates are on the rise.

Reported STI Cases & Rates, Youth 15-24, Nueces County

	Count of new cases, 2020	Change from 2009	County rate compared to TX
HIV	<10	--	-62%
Chlamydia	1,821	+21%	+79%
Gonorrhea	451	+52%	+33%