



Taylor County Adolescent Health

A baby is born to a teen mom in Taylor County every **3 days**.

Disparities >>

Factors such as access to health care, information, and economic opportunity can lead to disparities in teen birth rates.

Teen Birth Rate

	Taylor	Texas
Hispanic	29.0	28.2
Black	32.2	22.3
White	13.5	11.7
Asian	--	1.5

In 2021, the Taylor County birth rate for Hispanic teens was **2.1 times higher** than the rate for white teens.

TAYLOR COUNTY TEEN BIRTHS, 2021

Teen Birth Rate per 1,000



Taylor: **20.4**
Texas: **20.3**
US: **13.9**

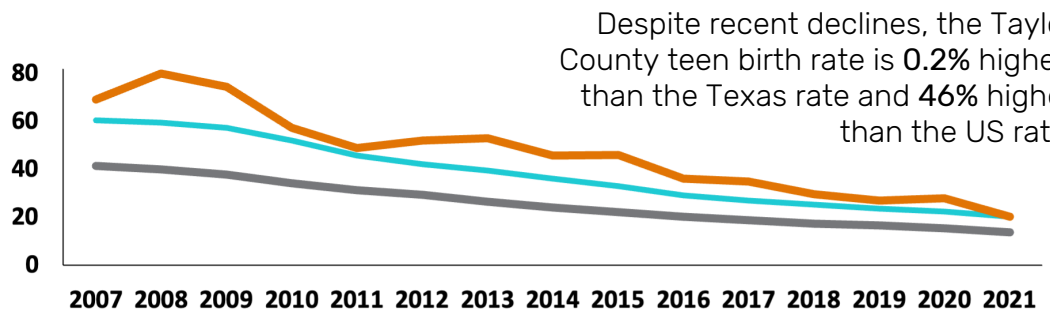
Teen Birth Count

Births to 10-14 year olds: **<10**
Births to 15-17 year olds: **31**
Births to 18-19 year olds: **83**

17% of teen births in Taylor County are repeat births.

Total Teen Births (10-19) in Taylor County, 2021: 114

Teen Birth Rate per 1,000 Teens Aged 15-19

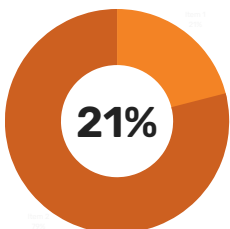


— Texas — Taylor County — US

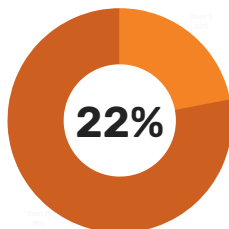
Non-Health Social Factors

Structural issues such as poverty and lack of access to health care can contribute to teen pregnancy rates.

Children Living in Poverty



Young Adults (19-26) Without Health Insurance



Sexually Transmitted Infections

Though teen pregnancy rates are declining, STIs are increasing among Texas youth. Some increase may be due to better screening, but data suggests actual rates are on the rise.

Reported STI Cases & Rates, Youth 15-24, Taylor County

	Count of new cases, 2020	Change from 2009	County rate compared to TX
HIV	<10	--	-85%
Chlamydia	451	-4%	-13%
Gonorrhea	173	+38%	0%