



healthy futures OF TEXAS

Advancing informed sexual health decisions

Texas Adolescent Health

A baby is born to a teen mom in Texas every **25 minutes**

Disparities >>

Factors such as access to health care, information, and economic opportunity can lead to disparities in teen birth rates.

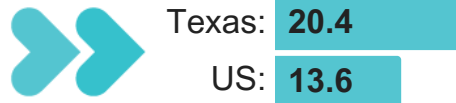
Teen Birth Rate

Hispanic	28.7
Black	22.4
White	11.1
Asian	1.6

In 2021, the birth rate for Hispanic teens was 2.4 times higher than white teens. This gap grew to 2.6 times higher in 2022.

TEXAS TEEN BIRTHS, 2022

Teen Birth Rate per 1,000



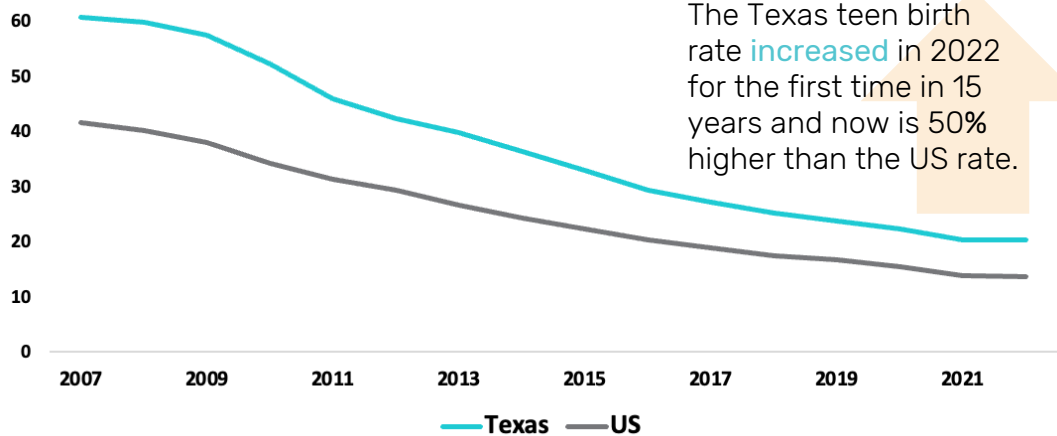
Teen Birth Count

Births to 10-14 year olds:	267
Births to 15-17 year olds:	5,808
Births to 18-19 year olds:	15,529

16% of teen births in Texas are repeat births.

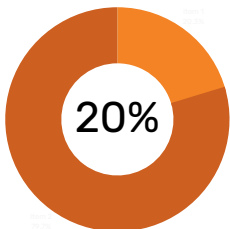
Total Teen Births (10-19) in Texas, 2022: 21,604

Teen Birth Rate per 1,000 Teens Aged 15-19

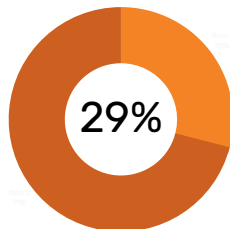


Non-Health Social Factors

Structural issues such as poverty and lack of access to health care can contribute to teen pregnancy rates.



Of Texas children live in poverty



Of young adults (age 19-26) in Texas don't have health insurance

Sexually Transmitted Infections

Though teen birth rates have declined in recent years, STIs are increasing among Texas youth. Some increase may be due to better screening, but data suggests actual rates are on the rise. A majority of new STI cases in Texas occur in youth aged 15-24.

2021 Reported STI Cases & Rates, Youth 15-24, Texas

	Count of new cases, 2021	Change from 2020	% of Texas cases occurring in youth
Chlamydia	90,870	+9%	60%
Gonorrhea	29,585	+7%	45%
Syphilis	4,441	+37%	21%
HIV	942	-13%	22%