



healthy futures OF TEXAS

Advancing informed sexual health decisions

Bexar County Adolescent Health

A baby is born to a teen mom in Bexar County every **6 hours.**

Disparities >>

Factors such as access to health care, information, and economic opportunity can lead to disparities in teen birth rates.

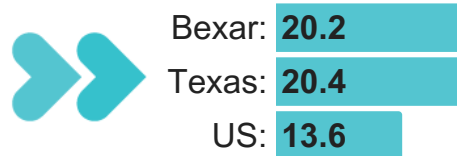
Teen Birth Rate

| | Bexar | Texas |
|----------|-------|-------|
| Hispanic | 24.7 | 28.7 |
| Black | 17.2 | 22.4 |
| White | 10.3 | 11.1 |
| Asian | -- | 1.6 |

In 2021, the birth rate for Hispanic teens in Bexar County was **2.3** times higher than white teens. This gap grew to **2.4** times higher in 2022.

Bexar COUNTY TEEN BIRTHS, 2022

Teen Birth Rate per 1,000



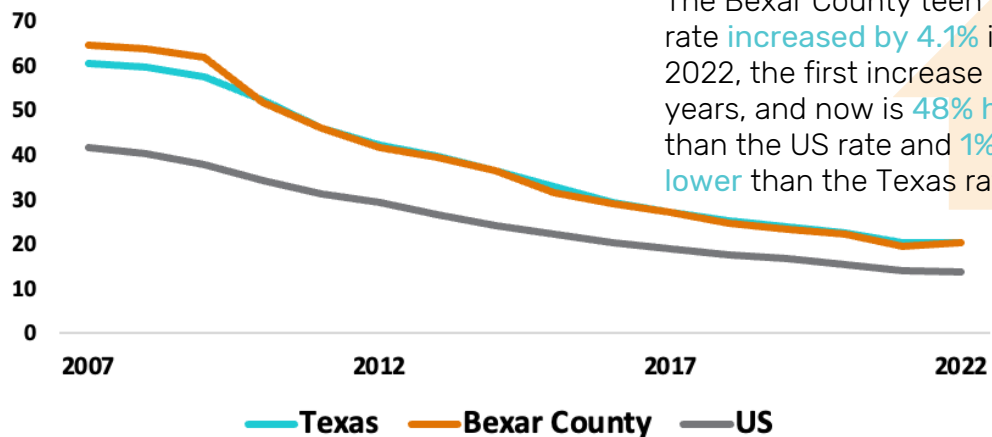
Teen Birth Count

| | |
|----------------------------|-------|
| Births to 10-14 year olds: | 10 |
| Births to 15-17 year olds: | 392 |
| Births to 18-19 year olds: | 1,058 |

15% of teen births in Bexar County are repeat births.

Total Teen Births (10-19) in Bexar County, 2022: 1,460

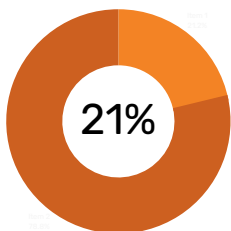
Teen Birth Rate per 1,000 Teens Aged 15-19



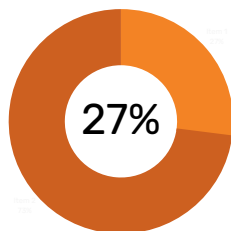
The Bexar County teen birth rate **increased by 4.1%** in 2022, the first increase in 15 years, and now is **48% higher** than the US rate and **1% lower** than the Texas rate.

Non-Health Social Factors

Structural issues such as poverty and lack of access to health care can contribute to teen pregnancy rates.



Of Bexar County children live in poverty



Of young adults (age 19-26) in Bexar County don't have health insurance

Sexually Transmitted Infections

Though teen birth rates have declined in recent years, STIs are increasing among Texas youth. Some increase may be due to better screening, but data suggests actual rates are on the rise. A majority of new STI cases in Texas occur in youth aged 15-24.

2021 Reported STI Cases & Rates, Youth 15-24, Bexar

| | Count of new cases, 2021 | Change from 2020 | % of Bexar cases occurring in youth |
|-----------|--------------------------|------------------|-------------------------------------|
| Chlamydia | 7,732 | +11% | 55% |
| Gonorrhea | 2,593 | +20% | 38% |
| Syphilis | 467 | +28% | 21% |
| HIV | 72 | -15% | 22% |