



healthy futures OF TEXAS

Advancing informed sexual health decisions

Brazoria County Adolescent Health

A baby is born to a teen mom in Brazoria County every **39 hours.**

Disparities >>

Factors such as access to health care, information, and economic opportunity can lead to disparities in teen birth rates.

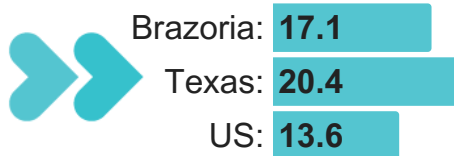
Teen Birth Rate

| | Brazoria | Texas |
|----------|----------|-------|
| Hispanic | 23.0 | 28.7 |
| Black | 13.9 | 22.4 |
| White | 15.7 | 11.1 |
| Asian | -- | 1.6 |

In 2021, the birth rate for Hispanic teens in Brazoria County was **1.5** times higher than white teens. This gap remained constant in 2022.

BRAZORIA COUNTY TEEN BIRTHS, 2022

Teen Birth Rate per 1,000



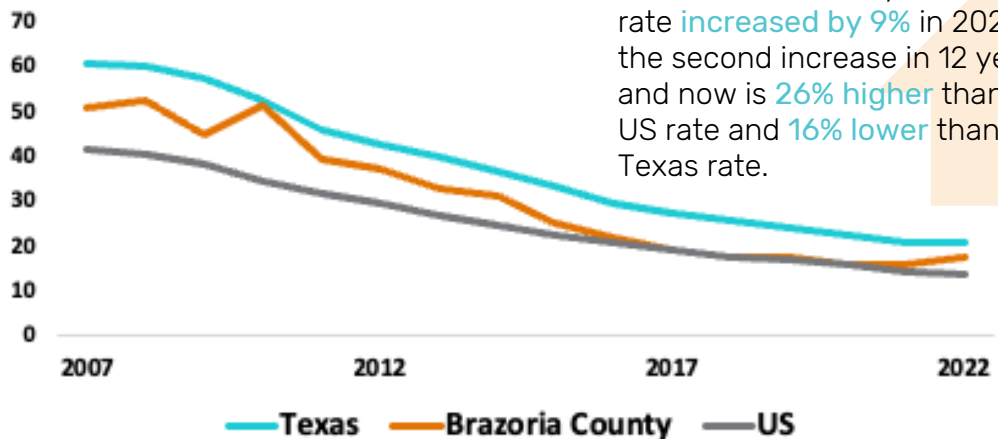
Teen Birth Count

| | |
|----------------------------|-----|
| Births to 10-14 year olds: | <10 |
| Births to 15-17 year olds: | 48 |
| Births to 18-19 year olds: | 176 |

11% of teen births in Brazoria County are repeat births.

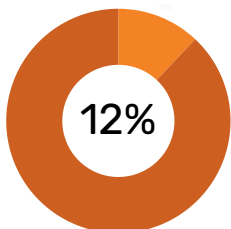
Total Teen Births (15-19) in Brazoria County, 2022: 224

Teen Birth Rate per 1,000 Teens Aged 15-19

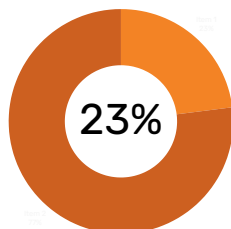


Non-Health Social Factors

Structural issues such as poverty and lack of access to health care can contribute to teen pregnancy rates.



Of Brazoria County children live in poverty



Of young adults (age 19-26) in Brazoria County don't have health insurance

Sexually Transmitted Infections

Though teen birth rates have declined in recent years, STIs are increasing among Texas youth. Some increase may be due to better screening, but data suggests actual rates are on the rise. A majority of new STI cases in Texas occur in youth aged 15-24.

2021 Reported STI Cases, Youth 15-24, Brazoria County

| | Count of new cases, 2021 | Change from 2020 | % of Brazoria cases occurring in youth |
|-----------|--------------------------|------------------|--|
| Chlamydia | 969 | +4% | 66% |
| Gonorrhea | 306 | +6% | 53% |
| Syphilis | 16 | +0% | 19% |
| HIV | <10 | +33% | 27% |