



healthy futures OF TEXAS

Advancing informed sexual health decisions

Comal County Adolescent Health

A baby is born to a teen mom in Comal County every **5 days.**

Disparities >>

Factors such as access to health care, information, and economic opportunity can lead to disparities in teen birth rates.

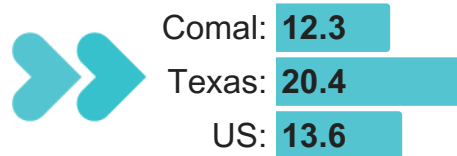
Teen Birth Rate

	Comal	Texas
Hispanic	23.0	28.7
Black	--	22.4
White	5.9	11.1
Asian	--	1.6

In 2021, the birth rate for Hispanic teens in Comal County was **2.3** times higher than white teens. This gap increased to **3.9** times higher in 2022.

COMAL COUNTY TEEN BIRTHS, 2022

Teen Birth Rate per 1,000



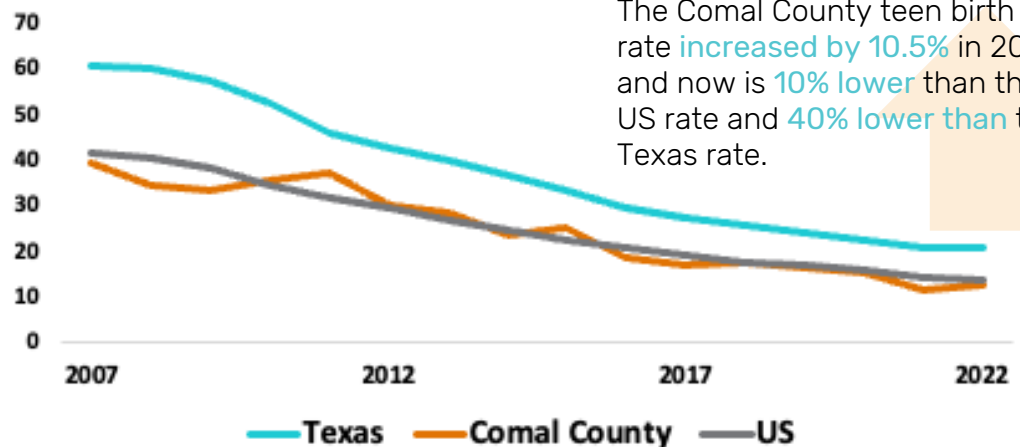
Teen Birth Count

Births to 10-14 year olds:	<10
Births to 15-17 year olds:	22
Births to 18-19 year olds:	47

16% of teen births in Texas are repeat births.

Total Teen Births (15-19) in Comal County, 2022: 69

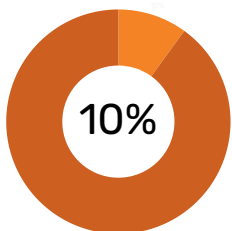
Teen Birth Rate per 1,000 Teens Aged 15-19



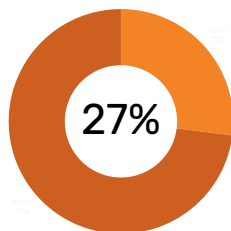
The Comal County teen birth rate **increased by 10.5%** in 2022, and now is **10% lower** than the US rate and **40% lower** than the Texas rate.

Non-Health Social Factors

Structural issues such as poverty and lack of access to health care can contribute to teen pregnancy rates.



10%
Of Comal County children live in poverty



27%
Of young adults (age 19-26) in Comal County don't have health insurance

Sexually Transmitted Infections

Though teen birth rates have declined in recent years, STIs are increasing among Texas youth. Some increase may be due to better screening, but data suggests actual rates are on the rise. A majority of new STI cases in Texas occur in youth aged 15-24.

2021 Reported STI Cases, Youth 15-24, Comal County

	Count of new cases, 2021	Change from 2020	% of Comal cases occurring in youth
Chlamydia	247	-23%	52%
Gonorrhea	60	-29%	39%
Syphilis	<10	+133%	18%
HIV	<10	N/A	N/A