



healthy futures OF TEXAS

Advancing informed sexual health decisions

Dallas County Adolescent Health

A baby is born to a teen mom in Dallas County every **4 hours.**

Disparities >>

Factors such as access to health care, information, and economic opportunity can lead to disparities in teen birth rates.

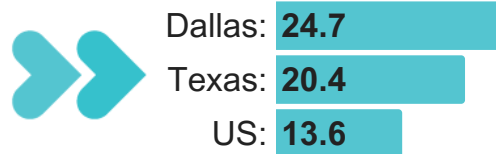
Teen Birth Rate

	Dallas	Texas
Hispanic	32.7	28.7
Black	26.6	22.4
White	7.2	11.1
Asian	3.6	1.6

In 2021, the birth rate for Hispanic teens in Dallas County was **3.5** times higher than white teens. This gap grew to **4.6** times higher in 2022.

DALLAS COUNTY TEEN BIRTHS, 2022

Teen Birth Rate per 1,000



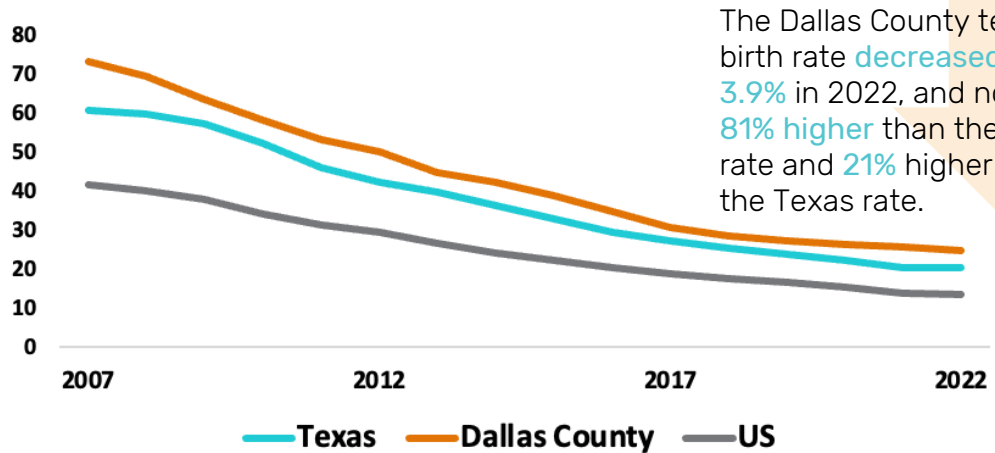
Teen Birth Count

Births to 10-14 year olds:	33
Births to 15-17 year olds:	623
Births to 18-19 year olds:	1,546

15% of teen births in Dallas County are repeat births.

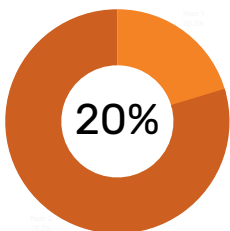
Total Teen Births (10-19) in Dallas County, 2022: 2,202

Teen Birth Rate per 1,000 Teens Aged 15-19

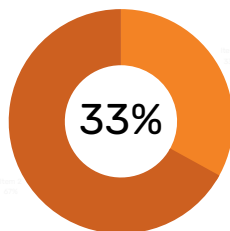


Non-Health Social Factors

Structural issues such as poverty and lack of access to health care can contribute to teen pregnancy rates.



Of Dallas County children live in poverty



Of young adults (age 19-26) in Dallas County don't have health insurance

Sexually Transmitted Infections

Though teen birth rates have declined in recent years, STIs are increasing among Texas youth. Some increase may be due to better screening, but data suggests actual rates are on the rise. A majority of new STI cases in Texas occur in youth aged 15-24.

2021 Reported STI Cases & Rates, Youth 15-24, Dallas

	Count of new cases, 2021	Change from 2020	% of Dallas cases occurring in youth
Chlamydia	11,723	+12%	53%
Gonorrhea	4,372	+6%	40%
Syphilis	697	+28%	19%
HIV	133	-32%	17%