



# healthy futures OF TEXAS

Advancing informed sexual health decisions

# Denton County Adolescent Health

A baby is born to a teen mom in Denton County every **31 hours.**

## Disparities >>

Factors such as access to health care, information, and economic opportunity can lead to disparities in teen birth rates.

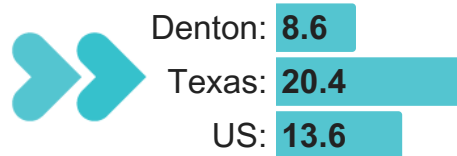
### Teen Birth Rate

	Denton	Texas
Hispanic	18.9	28.7
Black	12.0	22.4
White	4.6	11.1
Asian	--	1.6

In 2021, the birth rate for Hispanic teens in Denton County was **4.8** times higher than white teens. This gap decreased to **4.2** times higher in 2022.

## DENTON COUNTY TEEN BIRTHS, 2022

### Teen Birth Rate per 1,000



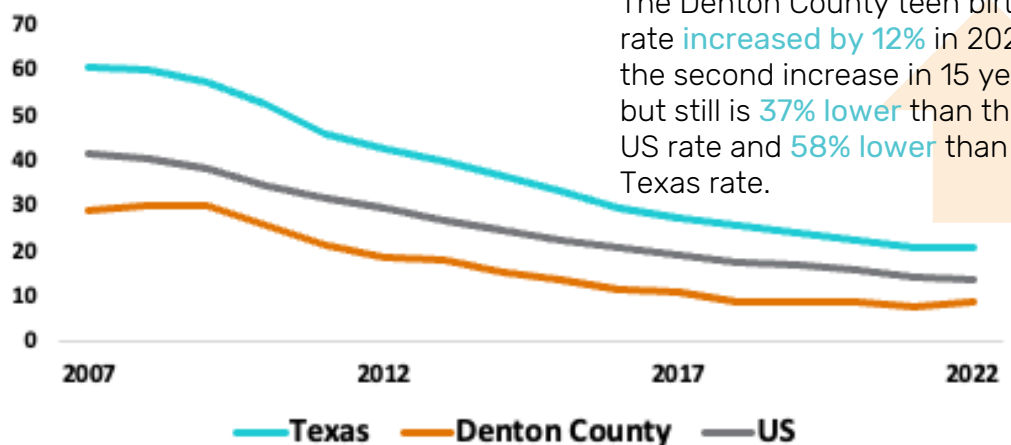
### Teen Birth Count

Births to 10-14 year olds:	<10
Births to 15-17 year olds:	71
Births to 18-19 year olds:	213

**10%** of teen births in Denton County are repeat births.

**Total Teen Births (15-19) in Denton County, 2022: 284**

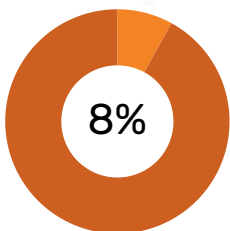
## Teen Birth Rate per 1,000 Teens Aged 15-19



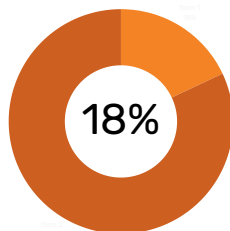
The Denton County teen birth rate **increased by 12%** in 2022, the second increase in 15 years, but still is **37% lower** than the US rate and **58% lower** than the Texas rate.

## Non-Health Social Factors

Structural issues such as poverty and lack of access to health care can contribute to teen pregnancy rates.



Of Denton County children live in poverty



Of young adults (age 19-26) in Denton County don't have health insurance

## Sexually Transmitted Infections

Though teen birth rates have declined in recent years, STIs are increasing among Texas youth. Some increase may be due to better screening, but data suggests actual rates are on the rise. A majority of new STI cases in Texas occur in youth aged 15-24.

### 2021 Reported STI Cases & Rates, Youth 15-24, Denton

	Count of new cases, 2021	Change from 2020	% of Denton cases occurring in youth
Chlamydia	1,654	+25%	64%
Gonorrhea	489	+18%	49%
Syphilis	68	+66%	31%
HIV	28	+87%	30%