



# healthy futures OF TEXAS

Advancing informed sexual health decisions

# El Paso County Adolescent Health

A baby is born to a teen mom in El Paso County every **12 hours.**

## Disparities >>

Factors such as access to health care, information, and economic opportunity can lead to disparities in teen birth rates.

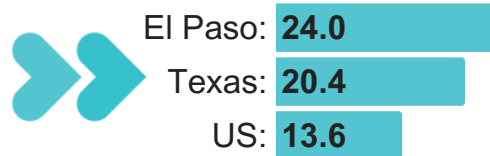
### Teen Birth Rate

	El Paso	Texas
Hispanic	25.8	28.7
Black	--	22.4
White	20.8	11.1
Asian	--	1.6

In 2021, the birth rate for Hispanic teens in El Paso County was **2.1** times higher than white teens. This gap decreased to **1.2** times higher in 2022.

## EL PASO COUNTY TEEN BIRTHS, 2022

### Teen Birth Rate per 1,000



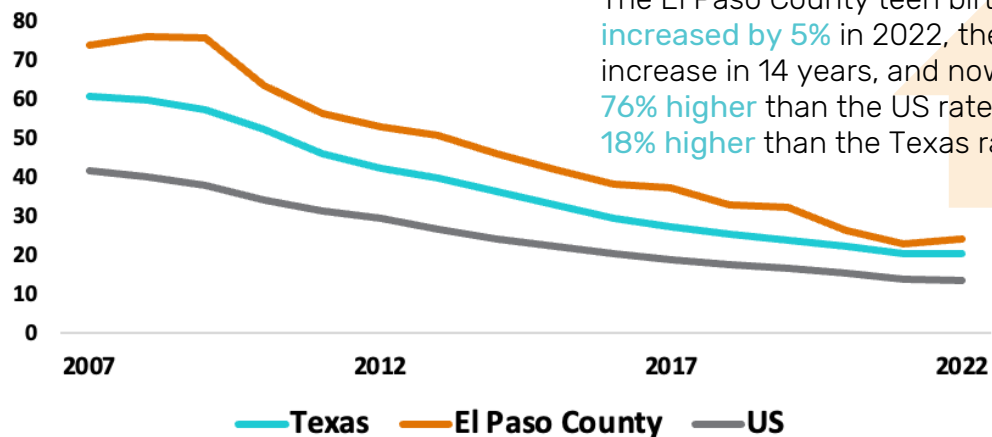
### Teen Birth Count

Births to 10-14 year olds:	15
Births to 15-17 year olds:	214
Births to 18-19 year olds:	541

**16%** of teen births in El Paso County are repeat births.

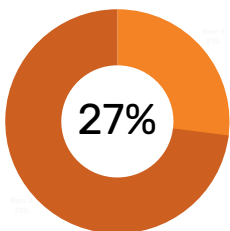
**Total Teen Births (10-19) in El Paso County, 2022: 770**

## Teen Birth Rate per 1,000 Teens Aged 15-19

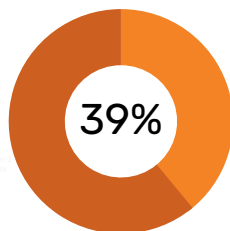


## Non-Health Social Factors

Structural issues such as poverty and lack of access to health care can contribute to teen pregnancy rates.



Of El Paso County children live in poverty



Of young adults (age 19-26) in El Paso County don't have health insurance

## Sexually Transmitted Infections

Though teen birth rates have declined in recent years, STIs are increasing among Texas youth. Some increase may be due to better screening, but data suggests actual rates are on the rise. A majority of new STI cases in Texas occur in youth aged 15-24.

### 2021 Reported STI Cases & Rates, Youth 15-24, El Paso

	Count of new cases, 2021	Change from 2020	% of El Paso cases occurring in youth
Chlamydia	2,306	-18%	60%
Gonorrhea	563	-10%	48%
Syphilis	86	+37%	20%
HIV	27	-23%	25%