



healthy futures OF TEXAS

Advancing informed sexual health decisions

Jefferson County Adolescent Health

A baby is born to a teen mom in Jefferson County every **38 hours.**

Disparities >>

Factors such as access to health care, information, and economic opportunity can lead to disparities in teen birth rates.

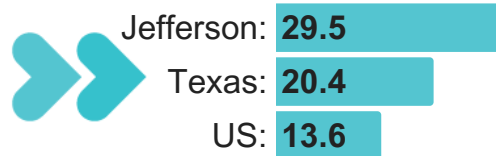
Teen Birth Rate

	Jefferson	Texas
Hispanic	32.2	28.7
Black	45.5	22.4
White	13.3	11.1
Asian	--	1.6

In 2021, the birth rate for Hispanic teens in Jefferson County was **1.9** times higher than white teens. This gap increased to **2.4** times higher in 2022.

JEFFERSON COUNTY TEEN BIRTHS, 2022

Teen Birth Rate per 1,000



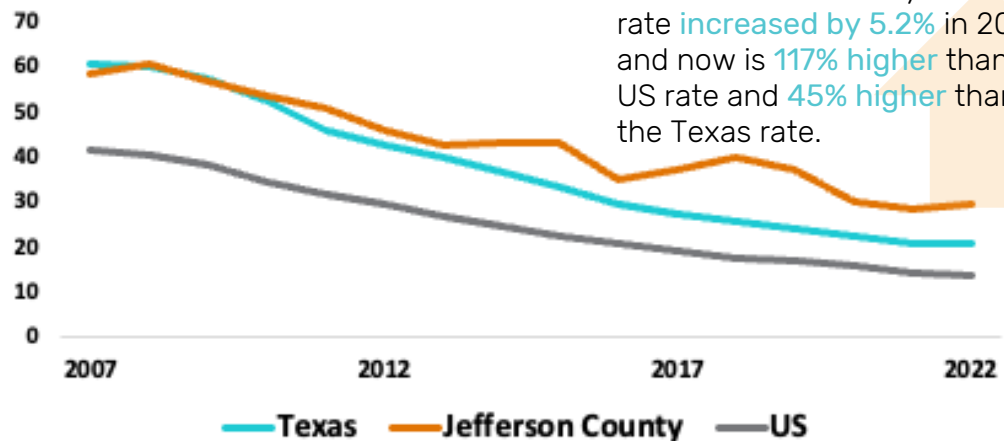
Teen Birth Count

Births to 10-14 year olds:	<10
Births to 15-17 year olds:	61
Births to 18-19 year olds:	168

14% of teen births in Jefferson County are repeat births.

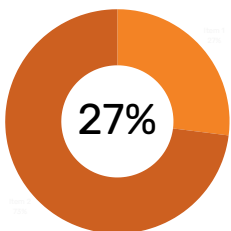
Total Teen Births (15-19) in Jefferson County, 2022: 229

Teen Birth Rate per 1,000 Teens Aged 15-19

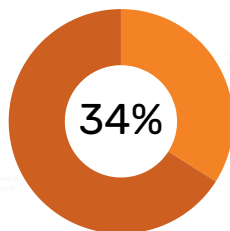


Non-Health Social Factors

Structural issues such as poverty and lack of access to health care can contribute to teen pregnancy rates.



Of Jefferson County children live in poverty



Of young adults (age 19-26) in Jefferson County don't have health insurance

Sexually Transmitted Infections

Though teen birth rates have declined in recent years, STIs are increasing among Texas youth. Some increase may be due to better screening, but data suggests actual rates are on the rise. A majority of new STI cases in Texas occur in youth aged 15-24.

2021 Reported STI Cases, Youth 15-24, Jefferson County

	Count of new cases, 2021	Change from 2020	% of Jefferson cases occurring in youth
Chlamydia	984	-5%	64%
Gonorrhea	400	+12%	52%
Syphilis	50	+56%	28%
HIV	<10	-10%	17%