



# healthy futures OF TEXAS

Advancing informed sexual health decisions

# Smith County Adolescent Health

A baby is born to a teen mom in Smith County every **2 days.**

## Disparities >>

Factors such as access to health care, information, and economic opportunity can lead to disparities in teen birth rates.

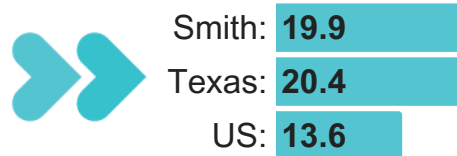
### Teen Birth Rate

	Smith	Texas
Hispanic	28.4	28.7
Black	27.9	22.4
White	12.5	11.1
Asian	--	1.6

In 2021, the birth rate for Hispanic teens in Smith County was **2.1** times higher than white teens. This gap increased to **2.3** times higher in 2022.

## SMITH COUNTY TEEN BIRTHS, 2022

### Teen Birth Rate per 1,000



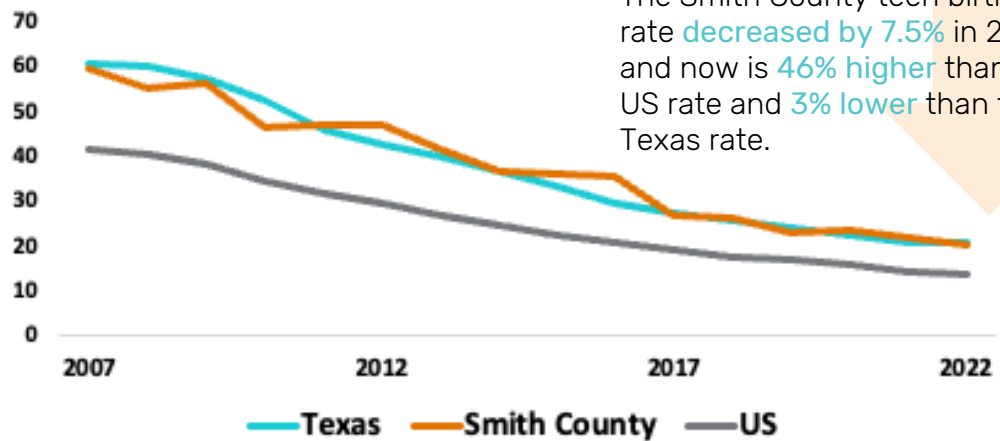
### Teen Birth Count

Births to 10-14 year olds:	<10
Births to 15-17 year olds:	40
Births to 18-19 year olds:	126

**16%** of teen births in Smith County are repeat births.

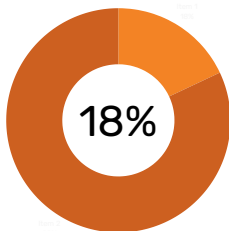
**Total Teen Births (15-19) in Smith County, 2022: 166**

## Teen Birth Rate per 1,000 Teens Aged 15-19

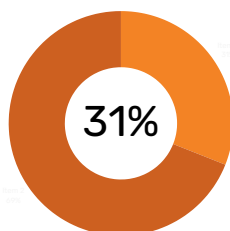


## Non-Health Social Factors

Structural issues such as poverty and lack of access to health care can contribute to teen pregnancy rates.



Of Smith County children live in poverty



Of young adults (age 19-26) in Smith County don't have health insurance

## Sexually Transmitted Infections

Though teen birth rates have declined in recent years, STIs are increasing among Texas youth. Some increase may be due to better screening, but data suggests actual rates are on the rise. A majority of new STI cases in Texas occur in youth aged 15-24.

### 2021 Reported STI Cases, Youth 15-24, Smith County

	Count of new cases, 2021	Change from 2020	% of Smith cases occurring in youth
Chlamydia	896	+43%	68%
Gonorrhea	409	+46%	61%
Syphilis	24	+26%	26%
HIV	10	+11%	36%