



healthy futures OF TEXAS

Advancing informed sexual health decisions

Travis County Adolescent Health

A baby is born to a teen mom in Travis County every **13 hours.**

Disparities >>

Factors such as access to health care, information, and economic opportunity can lead to disparities in teen birth rates.

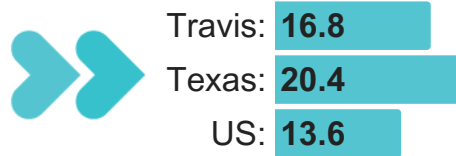
Teen Birth Rate

	Travis	Texas
Hispanic	34.3	28.7
Black	17.8	22.4
White	3.3	11.1
Asian	--	1.6

In 2021, the birth rate for Hispanic teens in Travis County was **12.2** times higher than white teens. This gap decreased to **10.5** times higher in 2022.

TRAVIS COUNTY TEEN BIRTHS, 2022

Teen Birth Rate per 1,000



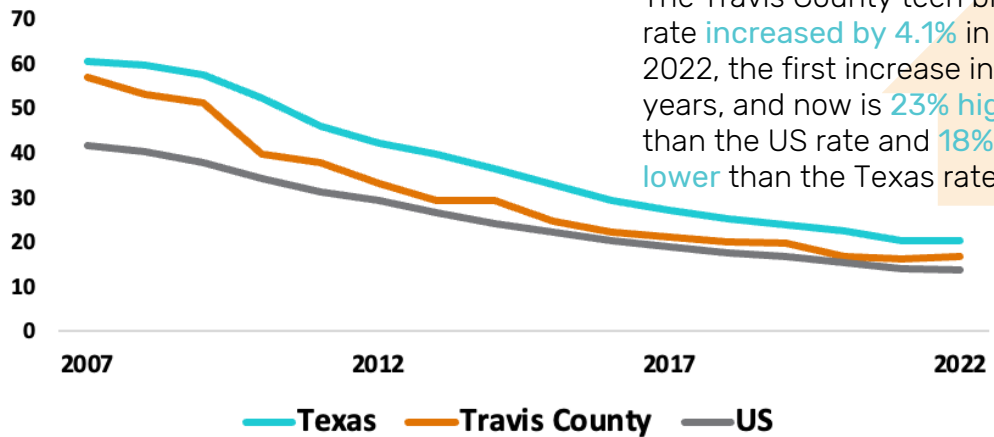
Teen Birth Count

Births to 10-14 year olds:	13
Births to 15-17 year olds:	211
Births to 18-19 year olds:	447

16% of teen births in Travis County are repeat births.

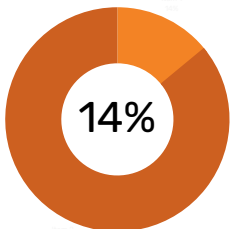
Total Teen Births (10-19) in Travis County, 2022: 671

Teen Birth Rate per 1,000 Teens Aged 15-19

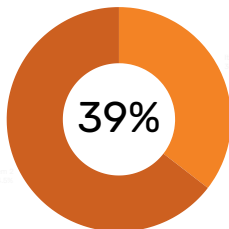


Non-Health Social Factors

Structural issues such as poverty and lack of access to health care can contribute to teen pregnancy rates.



Of Travis County children live in poverty



Of young adults (age 19-26) in Travis County don't have health insurance

Sexually Transmitted Infections

Though teen birth rates have declined in recent years, STIs are increasing among Texas youth. Some increase may be due to better screening, but data suggests actual rates are on the rise. A majority of new STI cases in Texas occur in youth aged 15-24.

2021 Reported STI Cases & Rates, Youth 15-24, Travis

	Count of new cases, 2021	Change from 2020	% of Travis cases occurring in youth
Chlamydia	4,229	+4%	48%
Gonorrhea	1,474	+6%	34%
Syphilis	238	+40%	18%
HIV	40	-9%	18%