



healthy futures OF TEXAS

Advancing informed sexual health decisions

Fort Bend County Adolescent Health

A baby is born to a teen mom in Fort Bend County every **37 hours**.

Disparities >>

Factors such as access to health care, information, and economic opportunity can lead to disparities in teen birth rates.

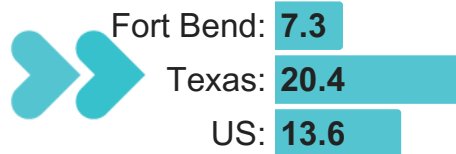
Teen Birth Rate

	Fort Bend	Texas
Hispanic	13.5	28.7
Black	9.0	22.4
White	4.6	11.1
Asian	--	1.6

In 2021, the birth rate for Hispanic teens in Fort Bend County was **2.7** times higher than white teens. This gap increased to **3.0** times higher in 2022.

FORT BEND COUNTY TEEN BIRTHS, 2022

Teen Birth Rate per 1,000



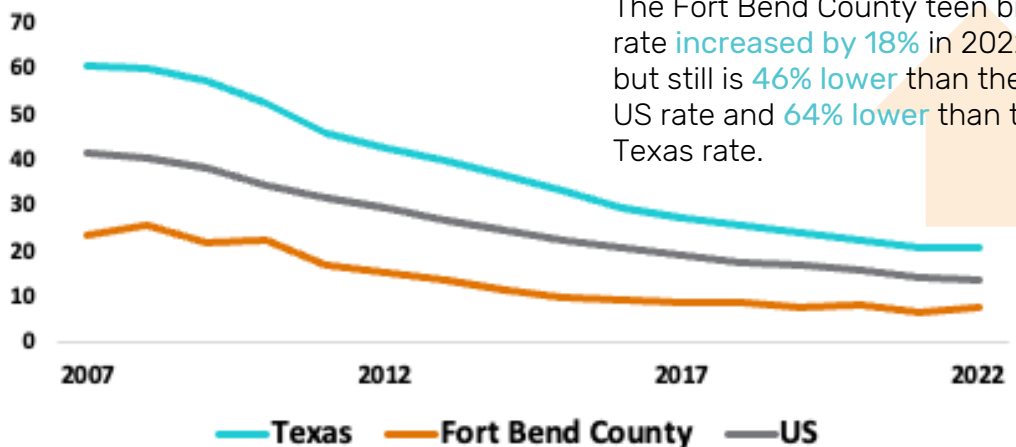
Teen Birth Count

Births to 10-14 year olds:	<10
Births to 15-17 year olds:	59
Births to 18-19 year olds:	176

12% of teen births in Fort Bend County are repeat births.

Total Teen Births (15-19) in Fort Bend County, 2022: 235

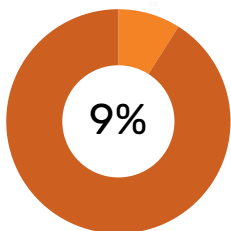
Teen Birth Rate per 1,000 Teens Aged 15-19



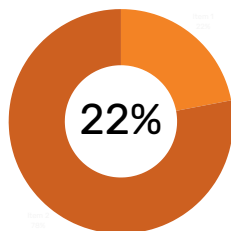
The Fort Bend County teen birth rate **increased by 18%** in 2022, but still is **46% lower** than the US rate and **64% lower** than the Texas rate.

Non-Health Social Factors

Structural issues such as poverty and lack of access to health care can contribute to teen pregnancy rates.



Of Fort Bend County children live in poverty



Of young adults (age 19-26) in Fort Bend County don't have health insurance

Sexually Transmitted Infections

Though teen birth rates have declined in recent years, STIs are increasing among Texas youth. Some increase may be due to better screening, but data suggests actual rates are on the rise. A majority of new STI cases in Texas occur in youth aged 15-24.

2021 Reported STI Cases, Youth 15-24, Fort Bend County

	Count of new cases, 2021	Change from 2020	% of Fort Bend cases occurring in youth
Chlamydia	1,414	+3%	62%
Gonorrhea	471	+5%	57%
Syphilis	50	+25%	24%
HIV	18	+50%	20%