



# healthy futures OF TEXAS

Advancing informed sexual health decisions

# San Patricio County Adolescent Health

A baby is born to a teen mom in San Patricio County every **5 days.**

## Disparities >>

Factors such as access to health care, information, and economic opportunity can lead to disparities in teen birth rates.

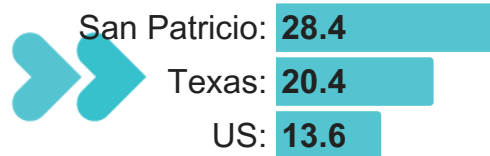
### Teen Birth Rate

	Texas
Hispanic	28.7
Black	22.4
White	11.1
Asian	1.6

Note: Teen birth rate data by ethnicity is not available for San Patricio County

## SAN PATRICIO COUNTY TEEN BIRTHS, 2022

### Teen Birth Rate per 1,000



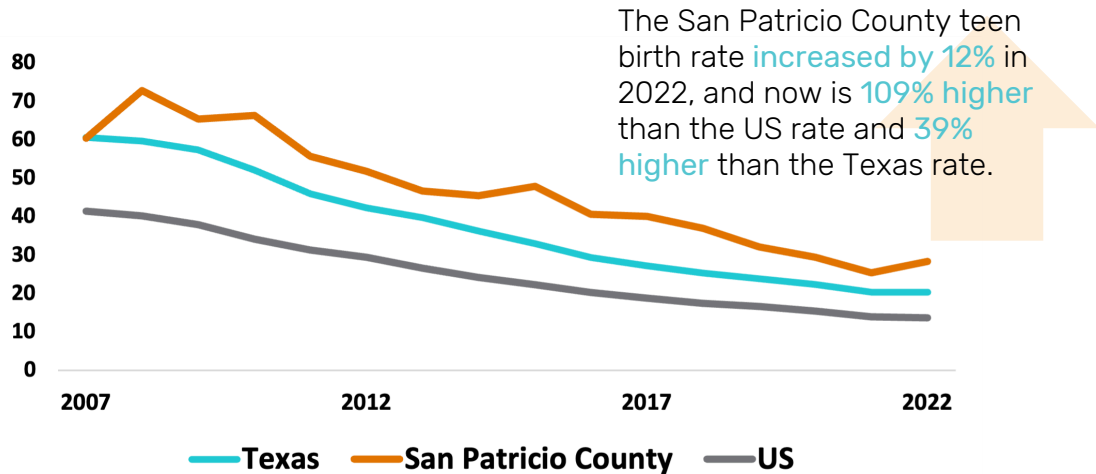
### Teen Birth Count

Total Teen Births (age 15-19) in San Patricio County, 2022:

# 69

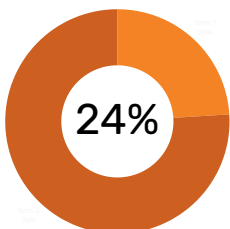
**16%** of teen births in Texas are repeat births.

## Teen Birth Rate per 1,000 Teens Aged 15-19

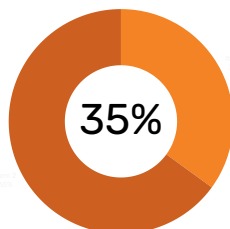


## Non-Health Social Factors

Structural issues such as poverty and lack of access to health care can contribute to teen pregnancy rates.



Of San Patricio County children live in poverty



Of young adults (age 19-26) in San Patricio County don't have health insurance

## Sexually Transmitted Infections

Though teen birth rates have declined in recent years, STIs are increasing among Texas youth. Some increase may be due to better screening, but data suggests actual rates are on the rise. A majority of new STI cases in Texas occur in youth aged 15-24.

### 2021 Reported STI Cases, Youth 15-24, San Patricio County

	Count of new cases, 2021	Change from 2020	% of San Patricio cases occurring in youth
Chlamydia	242	+1%	66%
Gonorrhea	55	-4%	36%
Syphilis	11	+57%	22%
HIV	<10	N/A	20%