



Bastrop County Adolescent Health

A baby is born to a teen mom in Bastrop County every **4 days.**

Disparities >>

Factors such as access to health care, information, and economic opportunity can lead to disparities in teen birth rates.

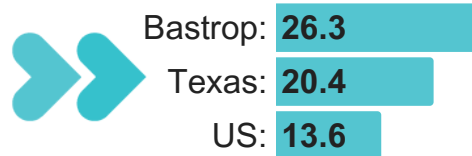
Teen Birth Rate

	Texas
Hispanic	28.7
Black	22.4
White	11.1
Asian	1.6

Note: Teen birth rate data by ethnicity is not available for Bastrop County

Bastrop COUNTY TEEN BIRTHS, 2022

Teen Birth Rate per 1,000



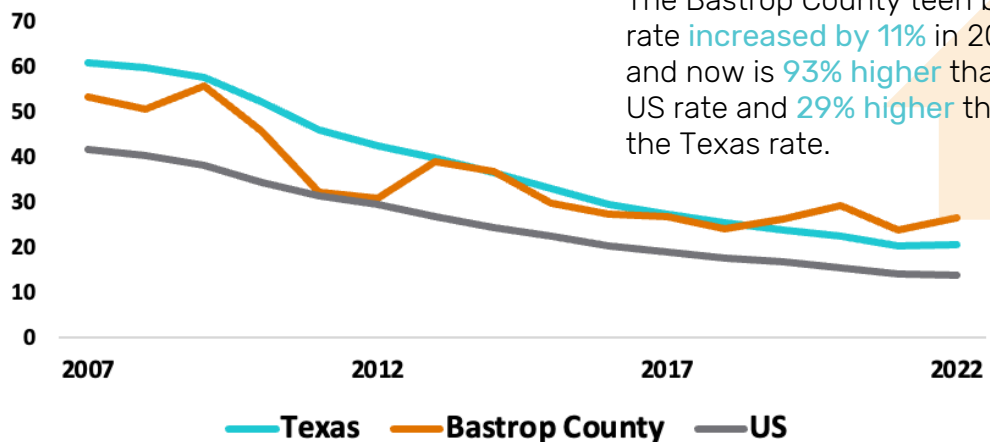
Teen Birth Count

Total Teen Births (age 15-19) in Bastrop County, 2022:

99

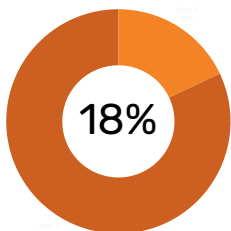
16% of teen births in Texas are repeat births.

Teen Birth Rate per 1,000 Teens Aged 15-19

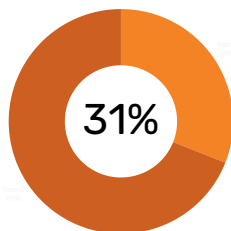


Non-Health Social Factors

Structural issues such as poverty and lack of access to health care can contribute to teen pregnancy rates.



Of Bastrop County children live in poverty



Of young adults (age 19-26) in Bastrop County don't have health insurance

Sexually Transmitted Infections

Though teen birth rates have declined in recent years, STIs are increasing among Texas youth. Some increase may be due to better screening, but data suggests actual rates are on the rise. A majority of new STI cases in Texas occur in youth aged 15-24.

2021 Reported STI Cases, Youth 15-24, Bastrop County

	Count of new cases, 2021	Change from 2020	% of Bastrop cases occurring in youth
Chlamydia	293	+2%	66%
Gonorrhea	82	+0%	55%
Syphilis	12	+140%	28%
HIV	<10	N/A	N/A